

# INSPIRED

27

**15 Best Examples of Stylish Bathroom Storage**

24 Rustic Living Room Ideas to Get You in the Mood for Fall

**These Are the Colors Everyone Will Be Talking About in 2018**

11 Clever Decorating Tricks That Will Make Any Space Bright and Airy

**Visually Inspired**



*Why do we print this book? Here are some of advantages having a printed book.*

*Printed books • Printed books revolutionized the world nearly 600 years ago, and since then they have influenced every part of the world, specifically in culture and science. They gave people chance to share their ideas and thoughts with the whole world.*

**Advantages of printed books** • No need for an e-reading device • No batteries needed – the only thing you need is book and you can start enjoying whatever the book has to offer you. • Understandability – you can put marks and take notes so that you can easily understand what writer wants to say

Tangibility – choosing printed book is opting for prolonged existence and tangibility. It has ability to be seen forever on your shelf with other books. • It's for everyone – even the non-computer literate readers will find no worries with printed books when they want to read. (quouted from: Marina Hajduković)

- 
- All the contents were taken from several online sources.
  - Some pictures are not in HD quality due to function conversion
- 

## DESIGNED TO BE DISTINGUISHED

**Mahallati is an internationally acclaimed interior design, manufacturing and production firm based in bali, indonesia.**

With a team of over 120 artisans, designers, woodcrafters, metal workers, upholsterers and consultants in related fields with over a century of collective industry experience; we work closely with our clients to create exceptional work. Our innovative workflow results in a true end-to-end solution and our growing portfolio of successfully executed projects have won awards and hearts across 3 continents.

Visit our website:  
**[www.mhllt.com](http://www.mhllt.com)**




### CONTACT

+62 817 551 414  
info@mhllt.com

### LOCATION

Jl. Sunset Road #115,  
Seminyak,  
Bali, Indonesia



**WHAT'S  
INSIDE?**

15 Best Examples of  
Stylish Bathroom  
Storage

24 Rustic Living Room  
Ideas to Get You in the  
Mood for Fall

These Are the Colors  
Everyone Will Be Talking  
About in 2018

11 Clever Decorating  
Tricks That Will Make Any  
Space Bright and Airy


Visually Inspired

# 01



## 15 BEST EXAMPLES *of Stylish* **BATHROOM STORAGE**

From bold bookshelves to teak étagères, these are the most fashionable ways to keep a bathroom organized. These well-designed bathrooms have ample storage ideas for all your essentials.



### WOODEN SINK STORAGE

*In a retreat on an island off of Portugal, the master bathroom sink is locally made, the fittings are by Grohe, the mirror is by Ikea, and the floor is poured concrete.*

## 02

### ANTIQU WARDROBE STORAGE

*An 18th-century wardrobe, an antique Chinese stool and a reclaimed cast-iron tub fill this master bath in California. The lamps and light fixtures by Thomas O'Brien are from Circa Lighting, and the sinks are by Lefroy Brooks.*



## 03

### WOODEN SHELVING STORAGE

*The children's bathroom in this Martha's Vineyard home is paved in Mexican terracotta tiles, and the tin sconce is from Ball and Ball; the walls and ceiling feature tongue-and-groove and bead-board paneling. The wooden shelves give the space an organic feel.*



## 04



## ANTIQUE SHELF BATHROOM STORAGE

*A medium-height antique shelf serves as the perfect place to organize books, towels and even a beautiful plant in this New York City home's bathroom with limited countertop and cabinet storage.*



## 05

## BOOKCASE BATHROOM STORAGE

*A towering bookcase is repurposed in a Tampa, Florida, home designed by Nate Berkus. Rather than holding novels, here it's a home for towels and small decor items.*



06

## ELEVATED BATHROOM STORAGE

*For the master bath of a contemporary Nantucket retreat, open shelving above the his-and-her sinks is accompanied by sleek cabinets below and a ladder-like storage unit for linens.*



## MINIMALIST BATHROOM STORAGE

07

*A minimal vanity hides drawers for storage in a bathroom in a modern Washington, D.C. home designed by Darryl Carter.*

## 08



## CHEST BATHROOM STORAGE

*Don't have a linen closet? An elegant chest solves that problem at this charming California cottage decorated by Madeline Stuart.*



## 09

## TEAK BATHROOM STORAGE

*Designer Martyn Lawrence Bullard used a metallic side table and teak étagère to provide actress Ellen Pompeo with space to keep her bathroom necessities.*





10

## BATHROOM STORAGE UNDER THE VANITY

*In architect Marcos Acayaba's bathroom in his Brazilian retreat, the vanity is made of concrete with panels sheathed in Formica; the lamps are by Dominici. Ample space beneath the vanity offers extra (yet subtle) room for storage.*



## GILDED BATHROOM STORAGE

11

*In the French home of a Middle Eastern princess, the tub in the master bath is by Jacob Delafon with fittings by Waterworks. The vanity, mirror and marble flooring are all custom designs. The gilded cabinets make storing bathroom necessities feel ultra-glamorous.*

## 12



## HIDDEN BATHROOM STORAGE

*The bathroom sink and fittings in this Bedford home are by Urban Archaeology, and the stool was found at a flea market. A large basket beneath the sinks offers a quiet storage space.*



## 13

## SOFT WHITE BATHROOM STORAGE

*Cabinetry painted in Benjamin Moore's White Dove takes on a soft appeal in this Park Avenue home's bathroom, where the vanity and nearby cupboards provide plenty of storage space. The custom-made chair is upholstered in a Kravet fabric.*

# 14

## BATHROOM STORAGE WITH GRANDEUR

*In this historic San Francisco home, the bathroom is outfitted with marble cabinetry and a masculine towel rack to keep everything in its place. The tub is by Urban Archaeology, the wallcovering is hand-painted and the flooring is by Fox Marble.*



## TALL AND THIN BATHROOM STORAGE

# 15

*Narrow cabinetry offers a subtle spot to store bathroom items next to the sink in this contemporary black and white bathroom. A circa-1960s silver light fixture is by Sarfatti, and the tub is by Water Monopoly. The side table is by Achille Salvagni.*

24

# RUSTIC LIVING ROOM

IDEAS TO GET YOU IN  
THE MOOD FOR FALL

TIME TO COZY UP FOR THE SEASON.

As the weather cools down and leaves burst into brilliant colors, our design eye seems to shift away from the bright whites and pastels of summertime to darker hues and organic textures that reflect the autumn months. Rustic decor is always a good idea, but especially during the fall, when creating a cozy, inviting space is a big priority.

Check out these charming and glamorous rustic living spaces from Dering Hall that will have you counting down the days until autumn is officially here.



01

## FLOOR-TO-CEILING VIEWS

A windowed wall is a must in a mountain cabin, especially when you have a stunning view like this.



03

## DARK AND ROMANTIC

Juxtapose a jagged grey stone with dark mahogany wood to create a room filled with romantic cabin vibes.



02

## TRADITIONAL RUSTIC



04

## DRAMATIC WOODWORK

Intricate wood detailing, like this domed ceiling, makes a living space feel particularly in sync with nature.

05



### COZY LIGHTING

Use warm, yellow accent lights to create even more depth and coziness.

07



### VELVET AND FUR

Velvet chocolate brown couches are the epitome of rustic glam.

06



### WOOD WALLS

Stick with a lighter wood, like walnut, to help your living space feel as open and bright as possible.

08



### SLEEP WOOD FLOORS AND CEILING

Opt for sweeping wood floors and ceilings to create a natural escape full of tranquility.

09



## DARING AND DECADENT

Go big with bold patterns like this tiger-striped daybed, to give an otherwise rustic space an air of modernity.



11

## STONE STATEMENT WALL

Let a stone wall be the focal point of your living area for a nature-inspired aesthetic.

10



## URBAN AND INDUSTRIAL

Stack clashing patterned rugs on top of each other for an innovative take on eclectic boho design.



12

## DOUBLE DECKER

Take your rustic design to new heights (literally!) with both first and second floor walnut cabinetry and railings.

13



### FIREPLACE GATHERING SPOT

Face all of your seating towards the fireplace instead of the television, to emphasize a cozy atmosphere.

15



### CLEAN AND CONTEMPORARY

Pair contemporary furniture with warm-hued textiles for low-key rustic glam.

14



### BOHEMIAN OASIS

Add eclectic home decor to your space for an easy rustic-inspired feel.

16



### ANTIQUÉ RUG

An antique rug is the perfect way to bring an old-world feel to your living room.





17

### VAULTED CEILINGS

A striking, wood-beamed ceiling creates a modern and medieval space designed for luxury living.



19

### LIGHT AND MODERN

Opt for light-hued stone and stripped wood for a clean and contemporary take on rustic living.



18

### WOOD LIGHT FIXTURES

Who says statement lighting can't lend itself to a rustic look? Try wood, copper, or brass for a bold look that still embraces rustic decor.



20

### MIXED MEDIA

Mix and match mosaic stone and wood for the perfect balance of rustic and country.

21



### WALL OF WINDOWS

Floor-to-ceiling panel windows enhance the eco-aesthetic and provide ample natural light.

23



### ALL-WHITE INTERIORS

Opt for all-white furniture with light pops of color and subtle patterns for a Hollywood Hills vibe perfect for relaxing all season-long.

22



### EARTH-INSPIRED

Incorporate print accent pieces to create an earthy, rustic paradise.

24



### BOHO CHIC DETAILS

Play with bohemian details like throw pillows and textured rugs to create an autumn-ready indie oasis.

THESE ARE

THE COLORS

*There's a new minimalist color palette  
in town, and it doesn't involve grey.*

EVERYONE

WILL BE

**TALKING ABOUT IN 2018**

0 / 8

As 2018 quickly approaches, it's time to discuss which home decor trends will define the year to come. While 2017 was all about tropical green, warm neutrals, and sophisticated camel accents, we predict that next year will be full of even edgier hues.

If you need some help imagining how they might play out in your own space, look no further than the 7 rooms below.



1/8

# *Black as a Statement Color*



There's no denying we're in love with all-black rooms, and 2018 is totally onboard with the sleek and sexy trend. According to Trendir, black should be treated as a neutral this year, considering it complements nearly any theme or color palette. From black floors to black chandeliers, it is the perfect way to add some drama to your space.

2 / 8

# *Minimalist Pastels*



Black-and-white interiors had their time to shine, but 2018 is ready to give way to a new minimalist palette. Soft, washed pastels like mint greens and sandy pinks will totally reimagine simple modern design in the coming year, according to Sherwin-Williams.

“Sincerity is about mindful living and creating an environment to disconnect and recharge,” says Sue Wadden, Sherwin-Williams’ director of marketing. Soft, washed neutrals, greens and sanctuary pinks work together to create harmony.”

3/8

# *Pink as a Power Color*



It's official: pink is losing its gendered connotations. It evokes so many feelings that everyone can relate to, from joy to lust, making for the perfect mood-enhancing paint color.

Pantone predicts that 2018 will see the year millennial pink shape-shifts into a stronger, more complex version of itself. "Pink has developed more power than ever before," said Leatrice Eiseman, the Pantone Color Institute's executive director.

4/8

# *Serene Shades of Blue*



An overwhelming trend for decor in 2018 appears to be creating tech-free sanctuaries, where you actually find a little relief in unplugging and actually relaxing. Behr's first-ever Color Of The Year, appropriately called In The Moment T18-15, is a casual and calm blue that immediately makes you feel more at peace.

"In The Moment speaks to our society's desire to disconnect and be present," said Erika Woelfel, vice president of color and creative services at Behr. "It crosses multiple design styles — global, coastal, modern — and pairs well with other subdued colors to create harmony for interiors or exteriors."



5/8

# *Vibrant Yellows and Greens*



Filling your home with vibrant colors shouldn't be considered a design risk, and in 2018, Pantone predicts that it won't be. In their Playful color scheme, you'll find shades like vibrant yellow and lime popsicle that will bring you a childlike joy. "People need to stop and smile," said Eiseman. Design doesn't always have to be so serious!

6 / 8

# *Palettes Inspired by Travel*



Thanks to social media, everyone seems to be talking about travel. Even if you aren't a regular jet-setter, you can still draw color inspiration from around the world. If you live in California, it doesn't mean your palette needs to be nature-inspired or if you're a New Yorker, you have to embrace industrial-inspired shades. In fact, we predict this year is going to be all about going against the grain in terms of color choices.

Sherwin-Williams' color story Affinity, pictured here, is inspired by the connection of people and places. It beautifully pairs unexpected colors like striking blue, animated fuchsia, and creamy yellow.

7/8

# *Metallics as Neutrals*



According to Pantone, metallics are no longer a dramatic color choice. In fact, they're part of the "new neutrals" for 2018, says Eiseman. Whether you choose to inset your ceiling with gold paper, like the room pictured here, or add a few gold accessories throughout your space, apparently gilded is the new white marble.

8 / 8

# Tech Green



"In Silicon Valley, Austin, Berlin and Beijing, techies are the new hippies, full of breakthrough ideas and utopian ideals," Wadden of Sherwin-Williams says. "Connectivity is modern and playful, bringing in dark watery tones of blue that are balanced with neutrals, warm yellow and energetic purples." Get tech-friendly, not just with your smart home devices, but your color choices, too!



# 11 Clever Decorating Tricks That Will Make Any Space Bright and Airy

*Now may be the time to ditch your curtains.*

*Make your home lighter, brighter and bigger with these clever decorating tricks that will transform your living space.*



1

## DITCH HEAVY CURTAINS


Less weighty than curtains, blinds can make a room feel light and airy and accentuate attractive details such as sash windows or ornate architrave. Opt for a plain textured weave or a pattern that tones with soft furnishings for a contemporary look.



2

## TRY DARKER PAINT COLORS...

In a room that receives plenty of natural light you can work with deeper hues to bring character and personality to the scheme. A rich forest green will reflect the colors of nature glimpsed through the window, blurring the boundary between indoors and out. Touches of yellow can be used to introduce bright color and create a stylish contrast.



# 3

## ...OR GO FOR A SERENE SHADE

Maximize the sense of space in an awkwardly shaped room such as a converted loft with a cool, tranquil paint color. Use the same shade for the walls and ceiling and include accessories in toning hues.

# 4

## DRAW THE EYE WITH PATTERNED TILES

Used in the right way, patterned tiles can be space-enhancing: geometric designs in soft, muted shades will draw the eye across the length and breadth of the space. In a kitchen or shower room, choose the same design for the walls and floor to create a wraparound effect. “A modern take on a classic tile can add a contemporary look that defines the room,” says Lee Thornley of Bert & May.



# 5

## GIVE YOUR HALLWAY A STATEMENT WALL

Hallways are often dark and lacking in natural light but a striking wallpaper will help make a feature of the space. “Large geometrics are on trend and angular lines and asymmetry will help the space feel bigger and create drama and impact.” - Claire Vallis, Harlequin

# 6

## GIVE COLOR-BLOCKING A TRY

Use bands of toning shades to give the illusion of greater height in a room with low ceilings. “To emphasize the naturally shaded lower parts of a wall, paint them in strong hues and select paler colors higher up to optimize the feeling of space,” advises Ruth Mottershead, marketing director at Little Greene. Alternatively, for a softer look try an ombre effect where the color variations are very subtle and appear to fade from one to the next.





## 7 REPLACE BULKY PIECES

Arranging a collection of china in a space-saving plate rack is a neat alternative to storing them in bulky wall cupboards. “Some crockery is simply too beautiful to hide away. A plate rack is ideal for displaying favorite or most regularly used pieces while adding practical storage to your kitchen or dining room,” says Lucy Uren of Rowen & Wren.

## 8 STICK WITH SIMPLE FURNITURE

Opt for furniture in pale wood or a plain neutral finish to avoid a room feeling crowded and create a calm understated look. Add a dash of utility chic to a kitchen or dining area with a classic dresser that features closed cupboard storage at the bottom for larger items and open shelving at the top for showcasing decorative pieces.



# 9

## MAKE USE OF YOUR MIRRORS

Mirrors are great for making a room appear brighter because they bounce light around the space. Use an oversized design to illuminate shadowy areas and the part of the room furthest from the window, which will create the illusion the area is larger than it actually is. Lean it against the wall for a relaxed look.

# 10

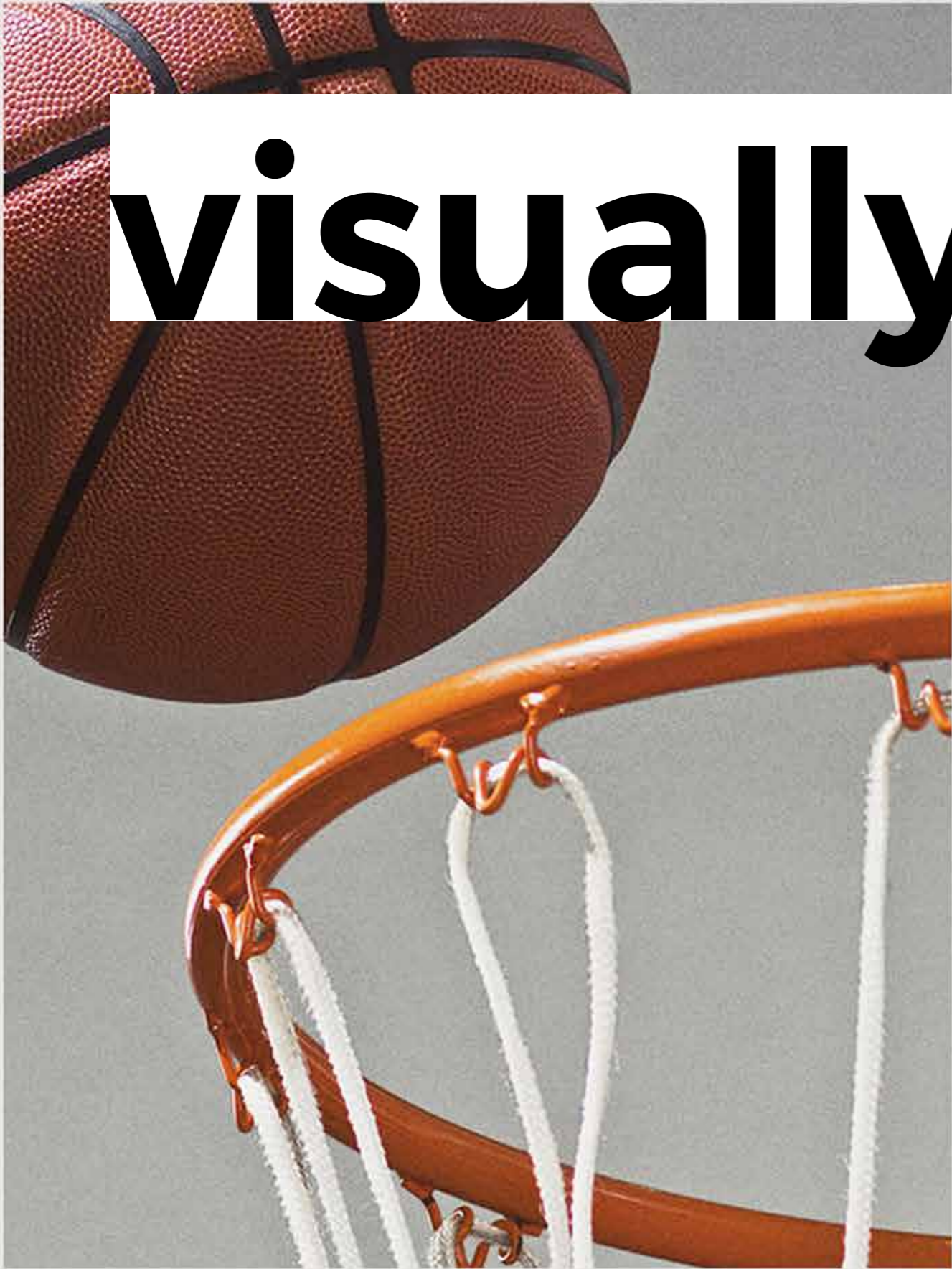
## SWITCH TO BOLD OVERHEAD LIGHTING

Include a striking pendant light or chandelier as a focal point for your scheme as it will draw the eye upwards and add a hint of glamour. This eye-catching design in copper provides a streamlined, mid-century modern feel and works well with contemporary glass, metal furniture and pared-back accessories.



## WHEN IN DOUBT, USE WALLPAPER

Team painted wood panelling and a shimmering wallpaper to bring light and depth to your walls. For best results opt for a wallpaper textured with mica quartz crystals, which will give a soft, glittering, space-enhancing effect. Blush pinks work beautifully with pale grey shades and burnished metal accessories.



**visually inspired.**



**THE FINNISH SPORTS GALA**  
Branding Graphic Design Set Design

## THE FINNISH SPORTS GALA

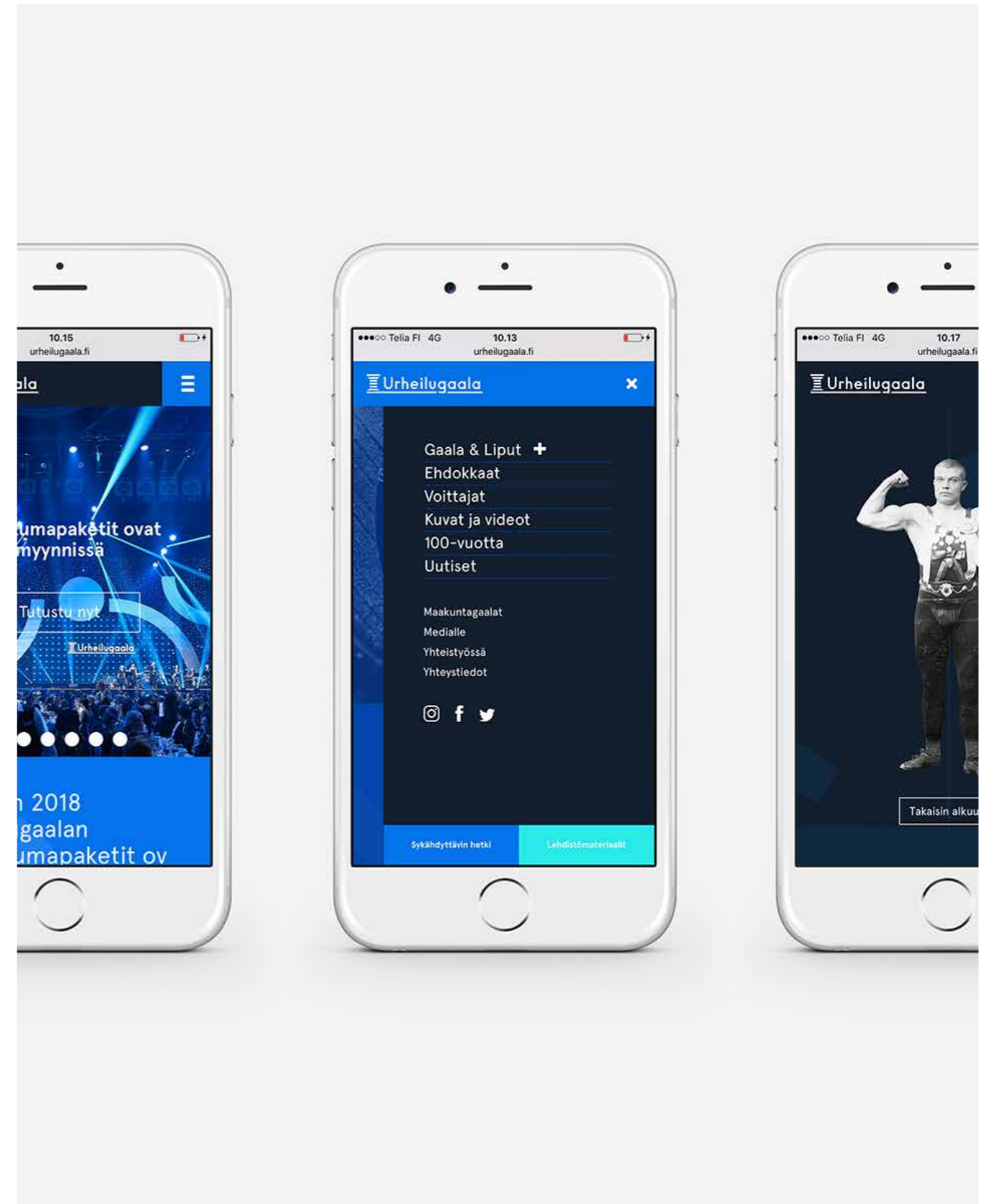
### Branding Graphic Design Set Design



**THE FINNISH SPORTS GALA**  
Branding Graphic Design Set Design



**THE FINNISH SPORTS GALA**  
Branding Graphic Design Set Design




**THE FINNISH SPORTS GALA**  
Branding Graphic Design Set Design






**THE FINNISH SPORTS GALA**  
Branding Graphic Design Set Design



**THE FINNISH SPORTS GALA**  
Branding Graphic Design Set Design



# THE FINNISH SPORTS GALA Branding Graphic Design Set Design



**THE FINNISH SPORTS GALA**  
Branding Graphic Design Set Design



