

INSPIRED

28

The 65 Best Home Decorating Ideas of All Time Part One

24 Green Rooms Absolutely Sprouting With Good Style

Visually Inspired



Why do we print this book? Here are some of advantages having a printed book.

Printed books • Printed books revolutionized the world nearly 600 years ago, and since then they have influenced every part of the world, specifically in culture and science. They gave people chance to share their ideas and thoughts with the whole world.

Advantages of printed books • No need for an e-reading device • No batteries needed – the only thing you need is book and you can start enjoying whatever the book has to offer you. • Understandability – you can put marks and take notes so that you can easily understand what writer wants to say

Tangibility – choosing printed book is opting for prolonged existence and tangibility. It has ability to be seen forever on your shelf with other books. • It's for everyone – even the non-computer literate readers will find no worries with printed books when they want to read. (quoted from: Marina Hajduković)

-
- All the contents were taken from several online sources.
 - Some pictures are not in HD quality due to function conversion
-

DESIGNED TO BE DISTINGUISHED

Mahallati is an internationally acclaimed interior design, manufacturing and production firm based in Bali, Indonesia.

With a team of over 120 artisans, designers, woodcrafters, metal workers, upholsterers and consultants in related fields with over a century of collective industry experience; we work closely with our clients to create exceptional work. Our innovative workflow results in a true end-to-end solution and our growing portfolio of successfully executed projects have won awards and hearts across 3 continents.

Visit our website:
www.mhllt.com




CONTACT

+62 817 551 414
info@mhllt.com

LOCATION

Jl. Sunset Road #115,
Seminyak,
Bali, Indonesia

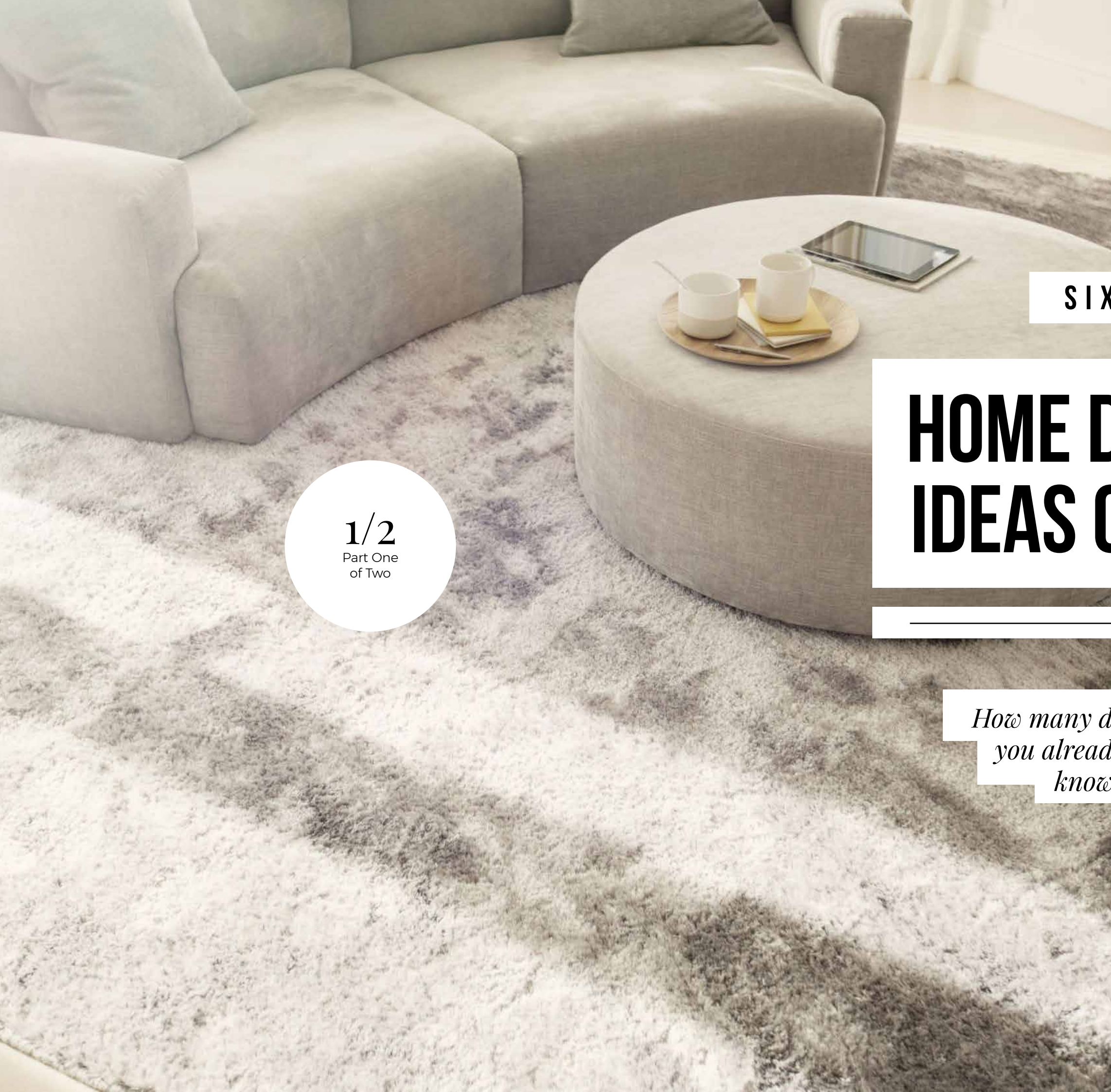


**WHAT'S
INSIDE?**

The 65 Best Home
Decorating Ideas of All
Time

24 Green Rooms
Absolutely Sprouting
With Good Style

Visually Inspired



The
SIXTY-FIVE

HOME DECORATING IDEAS OF ALL TIME

1/2
Part One
of Two

*How many do
you already
know?*

Whether you're decorating your first home or your fifth, great design is in the details. We've consulted top designers and scoured our archives to find the best ideas for every room in the house.

1/65

DON'T UNDERESTIMATE THE POWER OF HIGH-LOW DESIGN



Kate Reynolds, co-owner of Studio Four NYC, believes in pairing big-ticket items with budget finds. "I think a room balances out better when you have different levels of price and craftsmanship," she says. "It helps you notice the statement piece more."

2/65

INVITE NATURE INDOORS



The best way to balance out sleek lines and contemporary furniture is by adding a few unique natural elements, from drift wood to greenery. "I don't like to look around a house and not see touches from the outdoors," interior designer Tamara Magel says.

3/65

LAYER DECOR OVER THE YEARS



“I love to see the layers of time and renovations,” says California-based interior designer Patrick Printy. “To me, it deepens the effect.” Achieving a sense of harmony that feels organic is key.

4/65

INVITE NATURE INDOORS



“A lot of people love the idea of really simple, modern living — it’s appealing, it’s nice and it seems serene,” says Erika Yeaman, a Homepolish designer and owner of YES Associates. “But the reality of maintaining that is a little trickier. Mixing Scandinavian design with bohemian style warms it up and makes it feel more homey and attainable.”

5/65

PLAY WITH TEXTURE



It's easy to gravitate toward the usual suspects like wood and leather when trying to craft a textured living space, but branch outside of your comfort zone. Emilie Munroe of Studio Munroe recommends drawing from your own personal style, especially the articles of clothing and patterns you're attracted to.

6/65


CREATE A "BOUQUET" OF COLORS



Want to make a variety of bright colors cohesive? Think about how you would arrange a flower bouquet, as Sasha Bikoff did in this SoHo apartment. "The same can apply to a space, but you need to find a connection," she says. "Here, that connection is the fabric on the dining room chairs, which showcases colors also found throughout the room."

7/65

INSTALLING SHIPLAP? GO HORIZONTAL (USUALLY)



If Chip and Joanna Gaines have convinced you that your abode needs shiplap, you're usually best off installing the boards horizontally rather than vertically. "It can really expand a space, making it feel larger than vertical boards can," says Jason Arnold. "Horizontal boards also feel more contemporary." Vertical boards, however, can be ideal for rooms with high ceilings.

8/65

DON'T SACRIFICE COMFORT



Sure, your eyes may want the most modern, chic couch in the showroom. But your back may not. "In my experience, it's really better to test out seating and take the time to look at the dimensions," says Sharon Blaustein. If you're tall, for instance, you might want to opt for a depth of between 40 to 42 inches for a sofa (rather than the standard depth of 36 inches).

9/65

ALWAYS SHOP FOR A RUG IN PERSON



This is not the time for e-shopping, people. “It’s just so hard to tell on a computer screen what the color really looks like,” Arnold says. “You might think it looks red, but in reality, it’s watermelon pink.” Not to mention the texture of the rug may be totally different than what you were expecting.

10/65

LET A LOCALE INSPIRE YOUR SPACE



It’s exactly what Jenny Cipoletti, founder of fashion, beauty and travel blog Margo & Me, did in her decidedly Parisian office (which is actually in West Hollywood). “Just like when you walk into a cafe in Paris, and you see all the details and the golds, silvers and light blush tones, all of these elements in this space really sing to me,” says Cipoletti. This lets you travel to your favorite destination without stepping outside.

11/65

NEVER SETTLE ON ONE “LOOK”



Allow your space to continuously change — as your life does. “Remember that your home should always be evolving, just as you are,” says Kelly Framel, creative director, stylist and founder of online magazine The Glamourai. “I am constantly picking up new treasures on my travels. Your nest should always be a place of comfort and inspiration, and it’s a constant work in progress.”

12/65

USE CURTAINS AS A BACKDROP FOR ART



Instead of hanging a painting on a bare wall, accent it with a rich, velvet curtain backdrop. “Curtains just create a great, calming energy in which you feel very shrouded and comforted, making for a luxurious and restful environment,” says Framel. “And being able to put a really great pop of artwork in front of that textural colored backdrop has a lot of impact.”

13/65

UPHOLSTER ANTIQUE FURNITURE WITH MODERN FABRIC



Make what's old new again by invigorating antique pieces with colorful fabric from the 21st century. Take, for example, the two 18th-century French bergère chairs here, upholstered in a hot pink Maharam fabric.

14/65

CHOOSE ONE PIECE OF ARTWORK TO ANCHOR THE ROOM



In Josh Groban's "The Great Comet" dressing room, interior designer Mike Harrison selected this constellation artwork as a clear focal point for the room.

15/65

ADD FAUX FUR



Faux fur has quickly become a luxurious way to add a bit of depth and variety to a space. “When we use faux fur, we’re looking for some really luscious texture in the room,” says Erin Gates. “If you look at a space and everything is neat, tidy and clean, you want something that’s sumptuous and cozy. It’ll really elevate the space.”

16/65

USE TECHNOLOGY TO YOUR ADVANTAGE



Just because your designer of choice lives in another city doesn't mean you can't work together. Services like Homepolish and Decorist, among others, make it easy to find decorators across the country, while Allison Harlow of Curio Design Studio uses Skype to work with clients virtually.

17/65

SHIP SMARTER

When Lee Cavanaugh and Sarah DePalo of Cullman & Kravis make their yearly trip to the Paris flea, they send finds home in a group container to keep costs down.



18/65

BUY TWO GREAT PIECES A YEAR



Rather than renovating your home all at once, Trip Haenisch recommends you buy two quality pieces you love every year. "Good things hold their value, and in ten years you will have a beautiful collection of twenty things," Haenisch explains.

19/65

DO YOUR HOMEWORK



...Especially before vintage shopping. Emily Eberhart of Viyet recommends researching how similar items of interest are priced or have sold.

20/65

INVEST WHERE IT MATTERS



If you're on a budget, invest in the pieces that anchor a room. "It wouldn't be a bedroom without a bed, it wouldn't be a living room without a sofa, and it wouldn't be a dining room without a dining table," Thom Filicia advises.

21/65

USE FURNITURE TO SECTION OFF YOUR SPACE



Meredith Mahoney, Founder and Design Director of Birch Lane, divides open plan apartments into separate areas by letting the furniture do the work for her. Think: A large, L-shaped sectional, area rugs that define spaces and seating that can move easily from one "zone" to another if company comes over.

22/65

SHOP AROUND



Don't take the easy way out and buy all of your furniture from one store. Roxy Sowlaty suggests you mix it up for a look that's completely your own.

23/65

SCALE TO YOUR SOFA



It's so simple, you'll kick yourself for not thinking of Emily Henderson's rule yourself: A large room should have large furniture, medium rooms should have medium-sized furniture and small rooms (you guessed it) should have more petite furniture. Scale the rest of the furniture to your sofa.

24/65

BRING OUTDOOR FABRIC IN



Grant K. Gibson suggests using outdoor fabric for indoor furniture to safeguard against stains and enhance durability, especially if you have kids or pets in the house.

25/65

PRACTICE BEFORE YOU PAINT



“When initially loading your roller with paint, make sure the roller nap is fully and equally saturated,” says John Hoskins, vice president of BEHR. Before you begin painting, test the roller on an extra piece of board to ensure it applies smoothly and evenly.

26/65

GO DARK IN DIM PLACES



Paint a room that doesn't get a lot of natural light a saturated color. "Adding some pigment makes the space feel intentionally moody and romantic," suggests Orlando Soria, west coast creative director of Homepolish.

27/65

LET THE LIGHT BE YOUR GUIDE



When you're painting a room, Joa Studholme of Farrow & Ball suggests you consider the direction of sunlight. Use bright colors in north-facing rooms, which tend to be darker, and create a warm glow in a west-facing room with pink or a red-based neutral. In south and east-facing rooms, opt for blue or white.

28/65

ADD FRUIT



Fresh fruit isn't just a great snack – it adds vibrant color to a room. James Tabb of Laurel & Wolf creates a centerpiece with fresh fruit to bring vibrant color to the kitchen.

29/65

THINK OUTSIDE OF THE BOX



Neal Beckstedt uses unexpected elements – like a fireplace or chaise lounge – to create a warm and inviting bathroom that feels like its own living space.

30/65

USE LADDERS AS STORAGE



Don't be afraid to get creative with your storage space. Joy Moyler likes to use ladders to display towels, as in this bathroom designed by Rebecca Ascher and Joshua Davis.

31/65

KICK UP CLASSICS




Karen Vidal kicks the classic look of a subway tile bathroom up a notch by pairing it with a bold, patterned cement tile floor.

24

**GREEN ROOMS ABSOLUTELY
SPROUTING WITH**

Arguably the most soothing hue to the human eye, green lends both personality and peacefulness to any space it encompasses. If you need a little more zen in your life, look no further than these 24 fabulous green rooms for inspiration.


**Good
Style**





TROPICAL WALLPAPER

The walls in the master bath of PR maven Christina Juarez's New York apartment are sheathed in a Cole & Son palm leaf wallpaper, available through Lee Jofa. The stool is from Pier 1 Imports, the white vase is from the End of History, and the photograph reflected in the mirror is by Dariusz Klimczak.



01

GREEN LACQUER

In Andy Cohen's New York apartment, the living room doors are painted in a custom green lacquer and the vintage French club chairs are from Blackman Cruz. The architect on the project, Gordon Kahn, designed a custom staircase in glass, walnut, and steel to link the two floors.

02





03



GREEN ACCENTS



A Central Park apartment's guest room is full of elegant green accents. The bench by Anne and Vincent Corbiere is covered in a Soie de Lune fabric and the Joseph Jeup bed is upholstered in a Toyine Sellers fabric. The bedside table is by HH Ruseau, the Roberto Rida lamp is from Bernd Goeckler and the curtains are of an Osborne & Little fabric.

OLIVE CHIC WALLS

04



A Central Park apartment's guest room is full of elegant green accents. The bench by Anne and Vincent Corbiere is covered in a Soie de Lune fabric and the Joseph Jeup bed is upholstered in a Toyine Sellers fabric. The bedside table is by HH Ruseau, the Roberto Rida lamp is from Bernd Goeckler and the curtains are of an Osborne & Little fabric.




05

GREEN AND BLACK MIXTURE

In the entry hall of designer Garance Aufaure's home in France, a 19th-century wood trellis is original to the house and is painted in a mix of green and black paints from Tollens. The cabinet is Henry IV.

06



BRIGHT GREEN

Author Holly Peterson's Hamptons home is saturated with color, and the bright green TV room is no exception. The green sofa is custom-made, the lamp is from Stray Dog Designs and artworks by Peterson's children are on the wall, which is painted in Benjamin Moore Regal in Bright Lime.

07

GREEN GEOMETRIC WALLPAPER



In a Tuxedo Park, New York home, a quirky guest room is splashed with green in its wallpaper, paint and linens. The bedskirt and shades are of a China Seas cotton and the wallpaper is original to the house. The carpet is by Shyam Ahuja.

GREEN BACKDROP

In a classic yet colorful Hudson Valley country house designed by Gil Schafer and Miles Redd, the master bedroom is situated against a soothing, deep green backdrop. The wrought-iron bed by Oscar de la Renta is fitted with a canopy of silk by Roger Arlington Designs and the bedding is by E. Braun & Co. The bench is 19th century.



08

FLORAL GREEN WALLPAPER

In the same Hudson Valley country house, the bedroom's Directoire armchair is upholstered in Edelman leather that pairs well with a green wall covering by de Gournay. The console and lamp were found at auction, while the curtains are of a Clarence House silk.



09



A SPLASH OF GREEN

In the Southampton getaway of Oscar de la Renta executive Erika Bearman, the living room walls are painted in Benjamin Moore Impervo in Very Green. The sofa is by Dune, the sconces are from Visual Comfort and the stool is from Treillage.

10



ELECTRIC GREEN

In the colorful Manhattan townhouse belonging to decorator Todd Alexander Romano, the green entryway's Willy Rizzo console is circa 1970. The chandelier is late-19th-century European, and the prints are by Josef Albers.

11



12

SEAFOAM GREEN

Muted green takes center stage in this 18th-century country house in Wales, belonging to interior designer Penny Morrison. In the library, the walls are painted in Farrow & Ball's Arsenic. The sofa is upholstered in a linen by Romo, the cushions are covered in embroidered Turkish fabrics and the curtains are of a linen print by Penny Morrison Fabrics.



13

SERENE GREEN

In a 16th-century convent-turned-abode in Italy, designer Alessandra Branca assigned a relaxing green hue to the master bedroom. The curtains are of a vintage ticking stripe, the iron bed is vintage and the painted settee is Louis XVI.

GRASSY GREEN

14



In this Cape Cod home designed by Ken Fulk, the guest bathroom is painted in a calming grassy green, making the ideal backdrop for a serene painting by John Dowd.



15

GREEN CABINETS

In this contemporary Houston home designed by J. Randall Powers, the kitchen's lower custom cabinets are painted deep green in a strié effect. The sink fittings are by Rohl and the range is by Wolf, while the refrigerator is by Sub-Zero. The stools are by Mecox and the wall tiles are by Walker Zanger.

GREEN CLOSET

Green comes in accented doses in interior designer Steven Gambrel's Upper East Side apartment. The guest room is upholstered in a Pindler fabric, the chandelier is from the 1960s and the wall covering by Phillip Jeffries. The custom-made rug is by Niba Collections.



16



GREEN SUNROOM

In the small sitting room of a Nashville home, the sunroom's sofa and armchairs are upholstered in a canvas duck, which brightens up the dark green room. The Regency library chair is covered in the same Quadrille cotton stripe as the Roman shades.

18

OLIVE GREEN WALLS

In an East Hampton home designed by Celerie Kemble, the living room's olive green walls complement the soft hues of the sofa and club chairs by Celerie Kemble for Henredon. The ottoman, by Bunny Williams Home, is covered in a Moore & Giles leather and the early-19th-century Louis XVI-style armchairs are upholstered in a Shyam Ahuja cotton.

17





19



GREEN TILE

In a 19th-century Sicilian apartment, the walls and floor of the master bath are covered in jade green Bisazza tiles. The gold-leaf ceiling and grand chandelier add to the detailed aesthetic worthy of royalty.

GREEN LIVING ROOM

20



In a vibrant Brazilian apartment, green sets the scene for a storied living room. The pair of Louis XV fauteuils and a circa-1930 Chinese rug are family heirlooms. The 19th-century chandelier is French and the Brazilian cocktail tables are from the 1960s.



22



21

GREEN AND RED STRIPES

In the entry hall of designer Garance Aufaure's home in France, a 19th-century wood trellis is original to the house and is painted in a mix of green and black paints from Tollens. The cabinet is Henry IV.

GREEN KITCHEN

In a Manhattan apartment belonging to interior designer Kate Rheinstein Brodsky, the kitchen's cabinets, walls and table are splashed with Benjamin Moore's Courtyard Green. The stove is by BlueStar and the floor is laser-cut linoleum.




24

23

GREEN AND BLACK PALETTE

Inspired by the vibrant personality of Berlin, a New York businessman enlisted his frequent collaborator Robert Couturier to fashion a pied-à-terre in the heart of the city. In the green master bedroom, the antique rug is Persian and the leather bed is by Savoir. The sconce is by Soane Britain and a Saarinen chair is upholstered in a Robert Kime stripe.



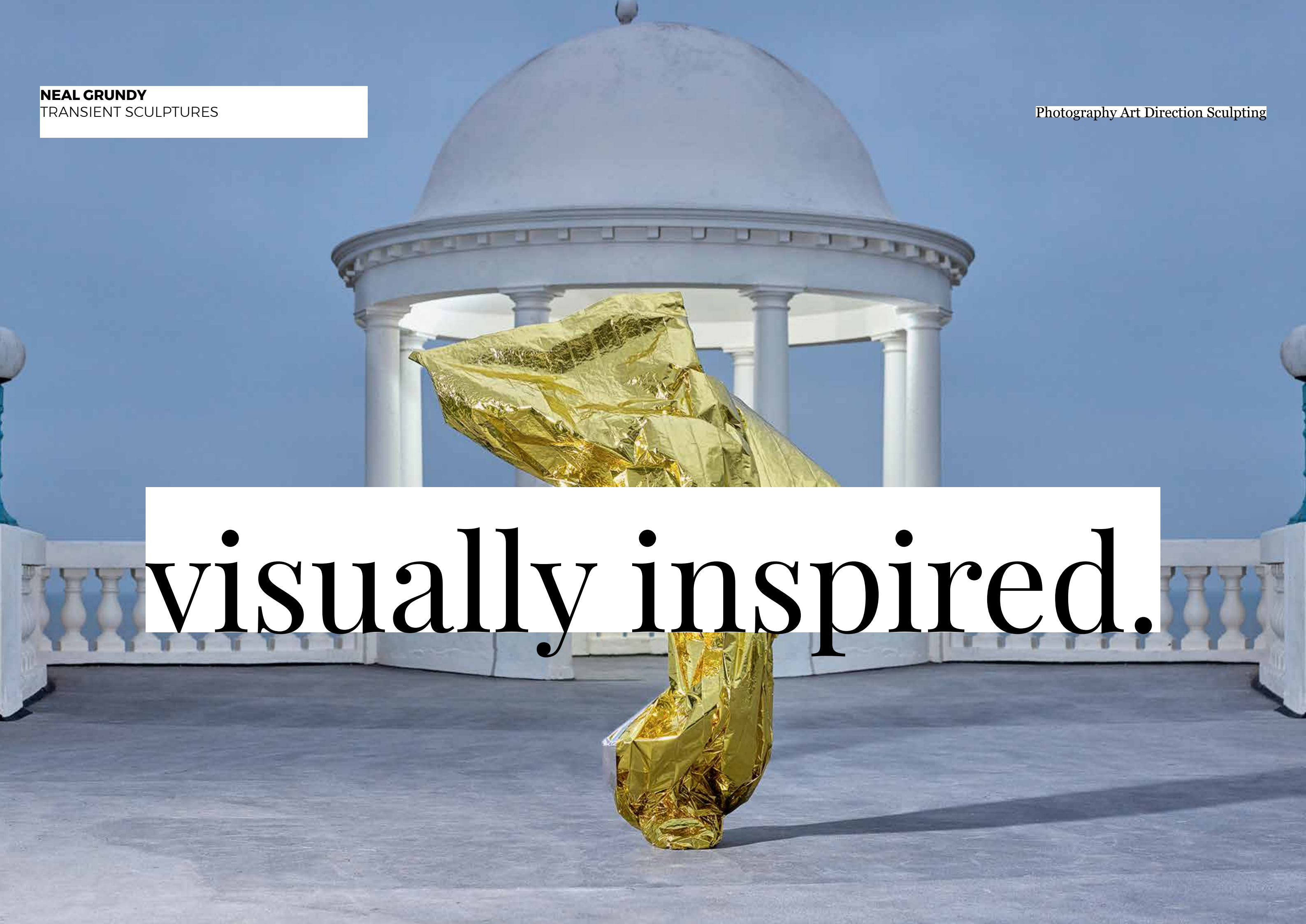
GREEN BANQUETTE

In a London townhouse designed by Scott Madux, the breakfast room's banquette is covered in green leather by Whistler. The table is by Christophe Delcourt, the light fixture is by Hervé Van der Straeten and the Gio Ponti chair is upholstered in a Robert Allen fabric.

NEAL GRUNDY
TRANSIENT SCULPTURES

Photography Art Direction Sculpting

visually inspired.



NEAL GRUNDY
TRANSIENT SCULPTURES

Photography Art Direction Sculpting




NEAL GRUNDY
TRANSIENT SCULPTURES

Photography Art Direction Sculpting



NEAL GRUNDY
TRANSIENT SCULPTURES

Photography Art Direction Sculpting



PETER TARKA
PERSONAL COLLECTION



Art Direction Illustration Digital Art



PETER TARKA
PERSONAL COLLECTION

Art Direction Illustration Digital Art



PETER TARKA
PERSONAL COLLECTION

Art Direction Illustration Digital Art



