

INSPIRED³⁴

April 2018 - **NOT FOR SALE** - An inspiration book of interior design references. - www.mhlit.com

INTERIOR DESIGN



MAHALLATI
INTERIOR DESIGN

*12 Home Projects
Designers Say Pay for
Themselves Over Time*

*19 Black & White
Bedrooms That Are the
Peak of Chic*

*10 Best Ways to Style
a Coffee Table in Your
Living Room*

Why do we print this book? Here are some of advantages having a printed book.

Printed books • Printed books revolutionized the world nearly 600 years ago, and since then they have influenced every part of the world, specifically in culture and science. They gave people chance to share their ideas and thoughts with the whole world.

Advantages of printed books • No need for an e-reading device • No batteries needed – the only thing you need is book and you can start enjoying whatever the book has to offer you. • Understandability – you can put marks and take notes so that you can easily understand what writer wants to say

Tangibility – choosing printed book is opting for prolonged existence and tangibility. It has ability to be seen forever on your shelf with other books. • It's for everyone – even the non-computer literate readers will find no worries with printed books when they want to read. (quoted from: Marina Hajduković)

-
- All the contents were taken from several online sources.
 - Some pictures are not in HD quality due to function conversion
-

DESIGNED TO BE DISTINGUISHED

Mahallati is an internationally acclaimed interior design, manufacturing and production firm based in Bali, Indonesia.

With a team of over 120 artisans, designers, woodcrafters, metal workers, upholsterers and consultants in related fields with over a century of collective industry experience; we work closely with our clients to create exceptional work. Our innovative workflow results in a true end-to-end solution and our growing portfolio of successfully executed projects have won awards and hearts across 3 continents.

Visit our website:
www.mhllt.com




CONTACT

+62 817 551 414
info@mhllt.com

LOCATION

Jl. Sunset Road #115,
Seminyak,
Bali, Indonesia



**WHAT'S
INSIDE?**

12 Home Projects
Designers Say Pay for
Themselves Over Time

19 Black & White
Bedrooms That Are the
Peak of Chic

10 Best Ways to Style
a Coffee Table in Your
Living Room

Tour a Mid-century
Modern Home in
California With Its Own
Perfumery

Visually Inspired



12

Home Projects Designers Say Pay for Themselves Over Time

*You don't have to spend big
bucks to make a big impact on
your space.*

RENOVATE THE KITCHEN.



"The kitchen is the heart of the home and is where families come together, so if the room feels old, outdated, and things don't work, a buyer will immediately feel it," says designer Gideon Mendelson of Mendelson Group. Updated appliances, backsplashes, and countertops will immediately stand out.

01

INSTALL MOOD LIGHTING.



"A well-lit space makes everything look better," says designer Leigh Meadows-McAlpin. "Consider adding dimmer switches in every room and be sure each room offers 'layers of light,' such as ambient, accent, and task lighting." She also warns that the style or finish of fixtures can date your home.

02

INVEST IN ARCHITECTURAL DETAILS.



"Millwork and trim give a home a sense that it is 'finished' and can make a buyer feel that the space has been carefully constructed with quality," says Mendelson. Think of crown molding like the cherry on top of an already high-quality room.

EXPAND THE CLOSET.



This project can be relatively low-cost, but significant when you're looking to sell, Meadows-McAlpin says: "Creating an orderly place to start and end each day helps potential buyers envision their day-to-day routine in the home."

ADD A MUDROOM.



“Many newer homes have these rooms and, with today’s busy lifestyles, having a convenient area to collect all of the ‘gear’ from work, school, and hobbies helps keep the rest of the house looking great and clutter-free,” says Meadows-McAlpin. Plus, all the mess from rain and snow will stay in this room, so you’ll save time cleaning in the long run.

REFINISH HARDWOOD FLOORS.



Yes, hardwood is a major selling point, but not all of these surfaces are made equally. “Getting rid of the orange-colored hardwood in that 1960s ranch can change the entire house and bring it into 2018,” says designer Bradley Odom of Dixon Rye.

CLEAN UP THE BATHROOM.



"You often begin or end each day in your bathroom, but if it doesn't look fresh and clean, it's hard for you to feel that way too," says Mendelson. But it doesn't take a gut renovation to impress a buyer, even minor upgrades (like re-grouting floors or replacing an old exhaust fan) help.

07

PAINT THE FRONT DOOR.




"Curb appeal is everything, but if you don't have the budget to fully update your landscaping or add new shutters to the front of the house, at least give a little attention to the entry," says Meadows-McAlpin. She promises a fresh coat of paint, polished hardware, and a tidy porch will catch the eye of buyers every time.

80



INSTALL BUILT-INS.

To buyers, built-in shelves are more impressive than free-standing units, because they get to keep them. "Storage spaces always get filled, even when you think you have enough. Never underestimate the power of being able to tuck something out of sight," says designer Dayna Hairsto.



CONVERT THE ATTIC.

Kayla Hein, creative director at Modern Castle, knows that for many homeowners, the attic remains a cluttered mess for a dusty Christmas tree and old childhood toys. "If you don't need the storage, converting part of your attic into an additional bedroom or a bonus room is a great use of resources, space, and money."

PAIN T WALLS.



"A fresh coat of paint can breathe new life into a space, tidy up faded walls, and works to set the stage for the look and feel of the room," Hairsto says. A bold color can also help architectural details, like molding and unique windows, stand out to buyers.

HANG NEW DRAPERY.



"Updating floor-to-ceiling window panels with new fabric and hardware is imperative and helps to refine a space," says Odom. Even better: He says drapery will last for years, so you'll get to enjoy your new curtains for a long time before you sell.

19

Black & White Bedrooms

—
*That Are the Peak
of Chic*





Simple and Sophisticated

01

Stick to one or two patterned pieces to add a funky touch to a classy space.



02

With Grey Accents

Mix up your black-and-white space with grey accents for added dimension.

03

With a Pop of Gold

Add gold accessories to your bedroom for a touch of luxury.





04

Lavish With Fur

Add a fur throw for a space fit for a king or queen.

06



All-white Bedding

05

Elegant Bedding


Play with off-white tones for a softer contrast.

Opt for all-white bedding for a crisp and clean look.



07

Muted Grey and Stark White



Stick to grey and white for a soft, neutral style.



08

Cozy Countryside

Add texture to kick up the interest of a neutral-colored room.

09

Sleek and Modern

Try dark wood on the walls to contrast a two-tone bed and you've got a super sleek bedroom.





10

Pattern Play

Style contrasting patterns for a bold look from top to bottom.



12

Double Decker

Create a fun kids room with contrasting, monochromatic prints and patterns.

11

Fashion-forward


Opt for a gold and white bed with high-gloss black walls for a feminine look that exudes glamour.



13

Stylish and Contemporary

Dress up your black and white bedroom with a suede accent wall.



14 *With Exposed Brick*

Contrast black and white staples with exposed brick to give your bedroom a stunning industrial feel.



15

Clean and Urban

Go minimal with all-white bedding and a few focal pieces, like an artsy chandelier and photograph.

16

Minimal and Masculine

Keep your style minimal, yet stylish, with monochromatic shades and modern art.





17

Luxe and Mod

Add a mod pendant light to amp up the style of your black and white bedroom.



18

Daring and Grand

Try two different wall colors for a bold and beautiful contrast.

19



Black Walls

Add a sense of drama to your space with all-black walls and navy accents.

10

BEST WAYS TO STYLE A COFFEE TABLE IN YOUR LIVING ROOM

With the right decor, a coffee table can be the focal point of your living room.





01

Add an Air of Mystery

A brass cloche is the singular (and somewhat mysterious) piece of coffee table decor in the living room of designer Shawn Anderson's country-meets-gothic farmhouse in Memphis.



02

Stick to A Single Color

The circa-1950 Sphere cocktail table and lamp in this Buenos Aires living room are by Jean Royère. A simple white bowl and blooms add to the room's monochromatic palette.



03

Light It Up!

A duo of candelabras tie this living room's gold elements together in glamorous harmony.



04

Go Minimalist When Furniture's Heavy

Designer Shawn Henderson pared down the coffee table decor in the living room of this Montana mountain home.



05

Add Some Height

A feathery arrangement keeps the vibe of this family roomnook cozy, while adding height and drawing the eye up to the artwork by Zipora Fried.



06

Display Your Art

A bust sits on the coffee table from India in the living room of designer John Robshaw's Connecticut home.



07

Mix Rustic With Refined

The cocktail table inside designer Rela Gleason's San Miguel de Allende home is an inverted polished tree stump, a stone mill wheel serves as a side table.



08

Create Level of Interest


Designer Shawn Henderson pared down the coffee table decor in the living room of this Montana mountain home.



09

Accent with Stools

In the living room of a weekend home in Bridgehampton, New York, designed by Steven Gambrel, the cocktail table is by Dos Gallos and is topped with several vases and trays.



10

Try More Than One Table

The sleek living room of a Manhattan apartment designed by Jamie Drake and Caleb Anderson of Drake/Anderson has two separate sitting areas and tables of various sizes throughout.



Tour a Mid-century Modern Home in California With Its Own Perfumery

*How do you display 400+ perfumes?
With custom shelves and loving care, of course.*



In his San Francisco loft, Dan Roller kept his perfume collection hidden away in a back room where the bottles filled two metal cabinets and overflowed onto a nearby desk.

When guests visited, Roller says, "I didn't want to scare them or get

involved in a conversation that somehow reveals me to be an obsessive perfume collector." Today, the bottles (and the secret) are out, residing beautifully on floating walnut shelves in a former bedroom of the 1950's home he bought in East Bay.

Rolleri has collected perfumes for the past 15 years and writes about the connection between scents, anxiety, and evolutionary instincts. When he purchased the 3,000-square-foot ranch home in the San Francisco suburbs in 2016, he suddenly had more space than ever — and no excuse to keep his collection out of sight.


“At some point I might die, and it’s going to be a real shock to everyone,” he jokes. “It’s going to be really creepy to find 500 bottles of perfume stacked everywhere.”



The big reveal has become the room where all of his visitors want to spend their time (even though he also has a beautiful library and a Slim Aarons-style pool).

But to get to that point, the original home required a lot of work.

A previous owner who — believe it or not — worked as an interior designer thought it was a divine idea to add doric columns to the living room, string up brass pendant lamps, and do a stout, stumpy fireplace in black marble. The home's pergo floors were also buckling, and we won't begin to talk about the blue-blue-blue kitchen.



For the renovation, Rolleri wanted a designer that wouldn't pile up some throw pillows and call it a look. He had bookmarked Jennifer Jones' page at Niche Interiors two years prior to buying the house, and tapped her to design a mid-century modern home that evoked Mad Men "without looking like a TV set."

Of the same mind, Jones left the past in the past — "I don't want mid-century in a time capsule" — and modernized the aesthetic with saturated colors and new pieces in traditional mid-century shapes, such as a pair of swivel chairs by Kimberly Denman. The walls are painted 'White Dove' by Benjamin Moore, and the dark, graphic rugs by Stark add contrast that Jones says won't ever feel dated.



Built-ins that framed the window in the library were also ripped out in favor of less-busy bookshelves along the wall and a black trim for “a dose of drama.” In the bedroom, a custom wall-mounted bed adds architectural interest and texture while keeping a low profile in a plain, box-y room.



Jones' team re-did the entire home from backsplash to baseboard, but it was the aforementioned perfume room that presented the biggest design challenge. It became a question both of "how can we make this perfume room not feel feminine," Jones says, and how could they store 400-500 perfumes without it feeling cluttered?

They landed on a room with no rugs, curtains, or ornate features — just a simple black pendant light. Jones repeated the floating shelves from the living room and devised a space she likened to a wine-tasting room. "The disciplines are sort of similar," Rolleri said.



Guests can come sit at the table by Room & Board and sample the scents as they would a fine vintage. They're more likely to remember the night in the morning, too — not that this is a home anyone could easily forget.





visually inspired.

BLUP NUMBERS
TAVO.






VIRTUAL PLEIN AIR SKETCHES 2



visually inspired.

REFLECTIONS

Daniel Forero





WEST II



Cody Cobb

WEST II



Cody Cobb

WEST II



Cody Cobb

“

A designer knows he has
achieved perfection not when
there is nothing left to add, but
when there is nothing left to
take away.

Antoine de Saint-Exupéry