


INSPIRED³⁷

July 2018 - **NOT FOR SALE** - An inspiration book of interior design references. - www.mhllt.com

INTERIOR DESIGN



MAHALLATI
INTERIOR DESIGN

*These 15 Pink Rooms Are
Just as Playful as They
Are Chic*

*10 Garden Party Ideas for
a Botanical Midsummer
Fête*

*10 Stylish Decorating
Ideas for Purple Bedrooms*

Why do we print this book? Here are some of advantages having a printed book.

Printed books • Printed books revolutionized the world nearly 600 years ago, and since then they have influenced every part of the world, specifically in culture and science. They gave people chance to share their ideas and thoughts with the whole world.

Advantages of printed books • No need for an e-reading device • No batteries needed – the only thing you need is book and you can start enjoying whatever the book has to offer you. • Understandability – you can put marks and take notes so that you can easily understand what writer wants to say

Tangibility – choosing printed book is opting for prolonged existence and tangibility. It has ability to be seen forever on your shelf with other books. • It's for everyone – even the non-computer literate readers will find no worries with printed books when they want to read. (quoted from: Marina Hajduković)

-
- All the contents were taken from several online sources.
 - Some pictures are not in HD quality due to function conversion
-

DESIGNED TO BE DISTINGUISHED

Mahallati is an internationally acclaimed interior design, manufacturing and production firm based in Bali, Indonesia.

With a team of over 120 artisans, designers, woodcrafters, metal workers, upholsterers and consultants in related fields with over a century of collective industry experience; we work closely with our clients to create exceptional work. Our innovative workflow results in a true end-to-end solution and our growing portfolio of successfully executed projects have won awards and hearts across 3 continents.

Visit our website:
www.mhllt.com



CONTACT

+62 817 551 414
info@mhllt.com

LOCATION

Jl. Sunset Road #115,
Seminyak,
Bali, Indonesia



**WHAT'S
INSIDE?**

These 15 Pink Rooms Are
Just as Playful as They
Are Chic

10 Garden Party Ideas for
a Botanical Midsummer
Fête

10 Stylish Decorating
Ideas for Purple
Bedrooms

An Acclaimed Chef's
L.A. Home Is the Perfect
Example of Indoor-
outdoor Living

Inside a Serene Country
House Updated by
Hendricks Churchill

Visually Inspired

15

Drink Rooms

If you're as in love with pink interiors as we are but just need a little motivation to finally give your space a rosy makeover, then you've come to the right place! These 15 stylish pink rooms will have you whipping out your paint roller in no time.



1 FLIRTY MODERN BOHEMIAN

Give your pink walls a relaxed, beachy vibe by adding plenty of warm, earth tones.



2 PINK PATTERNED WALLPAPER

Draw some serious attention with an eye-catching patterned wallpaper.



3 A WELCOMING PINK DOOR

If you're not into adventurous design, this pink door might not be the right choice for you. But if you're willing to take the risk, a rose-colored entryway could truly pay off (in compliments from your guests!)



4 PINK AS AN ACCENT COLOR

In a mostly minimalist space, just a touch of pink will do the trick. Matching the rug to the artwork? Now we're talking.



5 PAIRED WITH MID CENTURY DECOR

Accessorize your pink space with mid-century details, from dark wood furniture to geometric-patterned pillows.



6 PINK VELVET

Imagine a dreamworld in which all the furniture is pink velvet. Now imagine that dreamworld being your actual living room.



7 NEUTRAL PALLETE

If you opt for a more muted version, pink can work seamlessly into a neutral palette.



8 ROSE ON ROSE ON ROSE

Go monochromatic with all-rose everything.



9 PINK AND WHITE MARBLE

You'll be hard-pressed to find a better pairing than millennial pink and white marble.




10 AN ALL-PINK BACKDROP

Whether it's just one statement wall or an entire room, break out the pink paint if you can't get enough of the bubblegum hue.



11 THAT ONE PINK COUCH

If you want to try out pink decor but don't want to commit to an entire room, trade in an everyday piece of furniture for one with a slightly more fun shade.



12 DON'T FORGET LIGHT PINK

It's not all about millennial pink: try out the diluted version for a beautiful blush-colored wall color.



13

PINK AND PURPLE ARE THE PERFECT COMBO

Purplish-pink will do the trick, too.



14

A BLUSH-COLORED BATHROOM

From the flower to the tub, this all-pink bathroom has us wearing rose-colored glasses.



Pink Rooms

15 PINK BOOKSHELVES

The perfect spot to style your books and trinkets.

A photograph of a garden party table setting. The table is covered with a white tablecloth featuring a detailed botanical illustration of various plants, including lemons, butterflies, and a snake. The table is set with several blue glassware items, including a pitcher and several glasses. The table is surrounded by white wicker chairs with patterned cushions. The background shows a lush garden with green foliage and a white building.

10 GARDEN PARTY

*Ideas for a Botanical
Midsummer Fête*

1 of 10

WHEN IN DOUBT, ADD CANDLES

The combination of flowers and candles instantly takes a garden party tablescape to the next level. To prevent the arrangement from detracting from the food, avoid arrangements that are too wide or large. Just a few candles placed right around the floral centerpiece will make for a picture-perfect set up.



2 of 10

A COMMUNITY TABLE

For larger parties, the traditional rounds of 10 can feel disparate and formal. Opt instead for a single long table where guests can share food, conversation, and memories, side-by-side.





3 of 10

ONE-COLOR FLOWER ARRANGEMENTS

In this Grecian getaway owned by a Paris-based fashion executive, simple, purple-hued blooms pop against a patterned table cloth. Just be sure to keep your one-color flower arrangement low enough in height, so guests can easily engage in conversation.



4 of 10

USE A RUG

“Define a space with a rug, a canopy or even a glammed-up umbrella,” says Eddie Ross, style director of The Mine. If your outdoor space is sprawling, this will help continue the intimacy of your home into your garden party. Here, Ross uses a natural fiber rug.



5 of 10

TERRARIUM CENTERPIECES

In lieu of a traditional floral centerpiece, fill beautiful glass containers with moss, succulents and berries for a subtle but whimsical addition to your garden party table.



6 of 10

FLORAL-INFUSED DRINKS

A refreshing signature drink is key for any event, especially an outdoor party. Bring the garden theme to the bar with this rose petal sangria, which incorporates fresh-picked blooms into this summertime favorite.

7 of 10

FLORAL-INSPIRED FOOD

Go all out with florals, even in your food. While there are plenty of edible flowers out there, you can also stick to the sweet stuff and prepare these rose, zinnia and hydrangea cupcakes instead. Or, make a batch that matches the flowers in your decor.



8 of 10

POSH PICNIC

Decorate low-lying wooden pallets with a neutral runner for an understated look. Lush centerpieces and dip-dyed napkins elevate the otherwise casual tablescape, while large pillows and throws welcome guests to get comfortable.





9 of 10

ECLECTIC MIX OF DECOR

Here, Devine's collection of Occupied Japan figurines is paired with blue hydrangeas that match his cerulean table settings and offset the chartreuse-patterned table cloth.



10 of 10

PATTERNS ON PATTERNS

There's no better place to mix and match patterns than in a space unbound by walls and other decor. Director of creative services at Schumacher Tori Jones put the brand's Citrus Garden and Leopard patterns to work in this intimate table for four.

10

—
STYLISH
DECORATING
IDEAS FOR

A photograph of a bedroom with purple walls. A canopy bed with a white canopy and a purple and white patterned valance is the central feature. To the left, a table with a red and white patterned tablecloth holds a lamp with a white lace shade and a star-shaped decoration. To the right, a desk with a white lamp and a vase of pink flowers is visible. The room has a white ceiling and a white door frame.

PURPLE
BEDROOMS

1



Dare to Go Dark

New York-based designer Alexa Hampton chose a rich shade of aubergine/cabernet for her bedroom, and the color really brings the space to life at night. "I can dim the lights and almost feel as though the windows are a movie screen on which a beautiful film is being projected,"

she says. "The show is really the city's own vibrancy playing out. Yet, even when the shades are down, this rich color creates a spectacle in and of itself. It pops the greens of the oil painted landscapes in the room and the orange Oushak on the floor."

2



Consider Complementary Colors

The beauty of purple lies in its versatility—it works well with a myriad of unexpected colors. For her own bedroom, Hampton chose both a rug and an antique textile for the bed in shades of orange and red. She also added fabric shades in a peachy pink.



3

Think Portables

Another key to decorating with purple is understanding your tolerance for bold colors and knowing your aesthetic. "Given that I have gone whole hog in my own apartment, I feel comfortable placing purple

anywhere," Hampton says. "It's all about what appetite you'll have in the long term. If you're scared of too much, bring the purple in through the portables: pillows, lampshades, artworks and accessories."



4

Remember the Walls

For those who live for drama, the walls are the perfect place to get creative with purple tones. "Dark purple on the walls makes a dramatic statement," says Hampton. "On the other end of the spectrum, you could paint the walls a shade of faint lavender and it would almost be a neutral. It would feel feminine and summery, but it could yield a pretty result nonetheless."



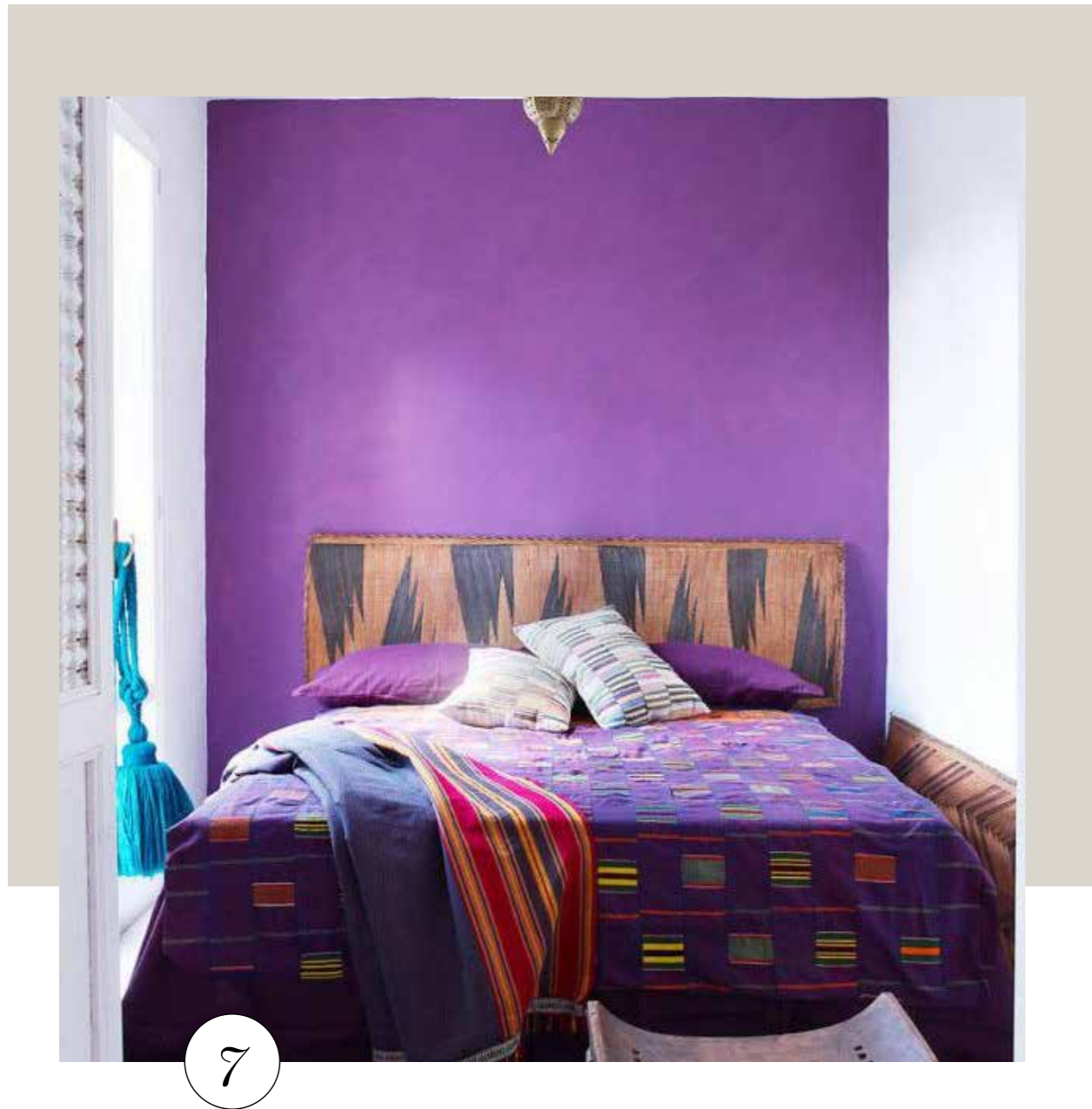
5 *Pattern Counts*

A patterned purple element, whether it's a wall covering or bedding, is a brilliant way to inject a bit of personality into a bedroom design scheme.



6 *Experiment With the Ceiling*

Designer Kim Alexandriuk took the color to new heights, opting for a blue-purple shade for a bedroom ceiling in a Bel Air home.



Embrace Custom Shades

Having a hard time finding the exact purple hue for your bedroom? Go custom. This guest room in a light-filled bungalow on the Adriatic coast features a wall that was painted a custom

color to match the bedcover, which was made from a West African kente cloth.



Nature Matters, Too


This West Village master bedroom proves that matching your favorite blooms to your bedding is just enough to elevate a bedroom.



9

Break the Rules

Wherever your design sensibilities lie, know that it's perfectly fine to adhere to the type of bedroom decor that makes you happy. "I try to not tie myself to rules," Hampton says. "I think when done right, decorating rules can be broken in the most fun and surprising ways."



10


But Practice Balance

Since your bedroom is all about rest and relaxation, there needs to be a good balance with any shade of purple you choose. "Don't let purple be too sugary and sweet," Hampton warns. "Let it either be feminine and pretty or bold and luxuriant. And beware of too much electricity in the tones."

AN ACCLAIMED
CHEF'S L.A. HOME
IS THE PERFECT
EXAMPLE OF



INDOOR OUTDOOR LIVING



*Of course, the al fresco
kitchen is swoon-worthy.*



It's no surprise that assuming the challenge of designing a Los Angeles home for an acclaimed French chef would come with a list of specific directives. But that didn't deter interior designer Marie Flanigan from accepting the job Chef Ludovic "Ludo" Lefebvre offered.

Ludo and his wife, Kristine, moved into a mid-century modern Sherman Oaks property in 2007, and while it was remodeled in 2015, the outdoor area, library, office and study failed to reflect the family's lifestyle. The couple enlisted Flanigan and her design firm, Marie Flanigan Interiors, to revamp the spaces with furnishings from Williams-Sonoma Home.

Drawing from the couple's adventurous spirit and affinity for the indoor-outdoor aesthetic California is known for, Flanigan delivered, completing the project in May. The designer, who's partial to spaces that appear to be carefully curated over time, settled on a mix of textures, organic elements, and contemporary furnishings that embody the duo's sophisticated taste. It was also crucial for Flanigan to consider the couple's two children and love of entertaining.

Ludo, who owns several restaurants, including Trois Mec and Petit Trois, is pleased with the result. "I work a lot and it's important for me to feel good in my home," he says. "I love the energy here."



THE OFFICE

Tucked away in the back of the home is the office space Ludo frequents for inspiration. “It’s my getaway—my private sanctuary,” he says. Among the office’s highlights? A gallery wall boasting an enviable art collection, including works from

celebrity photographers Lionel Deluy and Albert Watson. Cowhide rugs add an inviting touch and are the perfect contrast to the room’s concrete flooring. For a contemporary feel, Flanigan opted for a lacquered black-and-bronze chandelier.



Adjacent to the office, the library houses the chef’s impressive collection of more than 1,000 cookbooks. To complete the space, Flanigan chose a travertine coffee table, an antique rug and a slew of seating options—a sleeper sofa, spindle chairs, and a rope chair. And there’s a standout element that was a must for the room: a chandelier that was one of the couple’s first major purchases together.



The library is also where Ludo spends quiet time. "It's a meditation area," Kristine says. "It was designed to give Ludo a peaceful feeling, because he meditates every day."



THE OUTDOOR LOUNGE AND DINING AREA

Flanigan was inspired by the home's mid-century modern architecture when deciding what to do with the space. An extension of the interior, it features minimal furniture, lush, weather-proof rugs, and umbrellas. Lavender and olive trees surround the kitchen that's often used for family BBQs. The space is outfitted with products from DCS Appliances.



"The kitchen is the hero of the area," Ludo says. "I have a grill, a rotisserie, a blancher, and a cutting board, so I can cook for 100 people if I want to. It's very well set up, and I can do any technique."



Since the family spends a great deal of time in the outdoor space, Flanigan opted for a durable teak dining table and chairs from Williams-Sonoma Home. The natural hue of the furnishings reflect the couple's modern, laid-back aesthetic.



"We stepped outside our comfort zone (with the design) but we are extremely happy," said Kristine.



And Ludo agrees: "Our house is pretty small, but it is well-designed and very functional. I call it the Little House in the Valley."

INSIDE A SERENE

COUNTRY
HOUSE

The design firm crafted a welcoming, clean-lined weekend retreat for a New York City couple with young children.

*Updated by
Hendricks Churchill*


When a New York City couple with young children turned to architects Hendricks Churchill to update their weekend retreat, the firm gutted two thirds of the interiors to create a new layout that respects tradition, but also features the open spaces and flow that families prize today.

The renovation involved tearing out the main stairway, reorienting

the foyer, installing extensive custom millwork and a dozen new windows, lowering the floors of the kitchen and pantry, and creating a spacious addition to the kitchen. Working with interior designer Kathryn Fagin of KJ Designs, the firm has crafted a home that is understated and clean-lined but still warm and welcoming.



Originally built in 1830, it was recently renovated by the architectural firm Hendricks Churchill; the interiors are by Kathryn Fagin of KJ Designs.



A SUNNY FOYER

The foyer has stone tile floors; the light fixture is by Urban Electric.



The living room's custom sofa by Montauk is upholstered in a Holland and Sherry fabric; the chairs and rug are vintage. New white oak flooring was installed throughout the house, and the walls, paneling, and trim in each room is painted in Farrow and Ball colors.



The dining table, benches, and chairs are by Sawkille, and the pendant light is by Apparatus Studio.



THE GRAY KITCHEN

The kitchen counters and backsplash are stone, the range is by Wolf, and the pendant light is by Muuto.

The kitchen was expanded with a 6' x 20" addition, which created a new sink area with new double-hung Marvin windows above it that flood the room with light; the stools are vintage.



A VIEW OF THE KITCHEN

A view from the dining room into the kitchen; the sconces are by Workstead.



A NOOK IN THE FAMILY ROOM

The antler sconces over the fireplace in the family room are by Roll and Hill; the daybed cushion is upholstered in a Holland and Sherry fabric, the reading light over it is by Allied Maker, and the shade is of a C&C Milano linen.



**CONTRASTING
TEXTURES**

The den and new enclosed stairway; the chair and side table are vintage.



**A CLAW-
FOOT TUB**

The new master bath.




THE SUNROOM

The sofa on the sun porch is by Janus et Cie, the cocktail table is vintage, and the shades are of a Chris Barrett fabric.

visually inspired.

TO THE LAST CANDY

Cristian Girotto



TO THE LAST CANDY



Cristian Giroto

TO THE LAST CANDY



Cristian Giroto

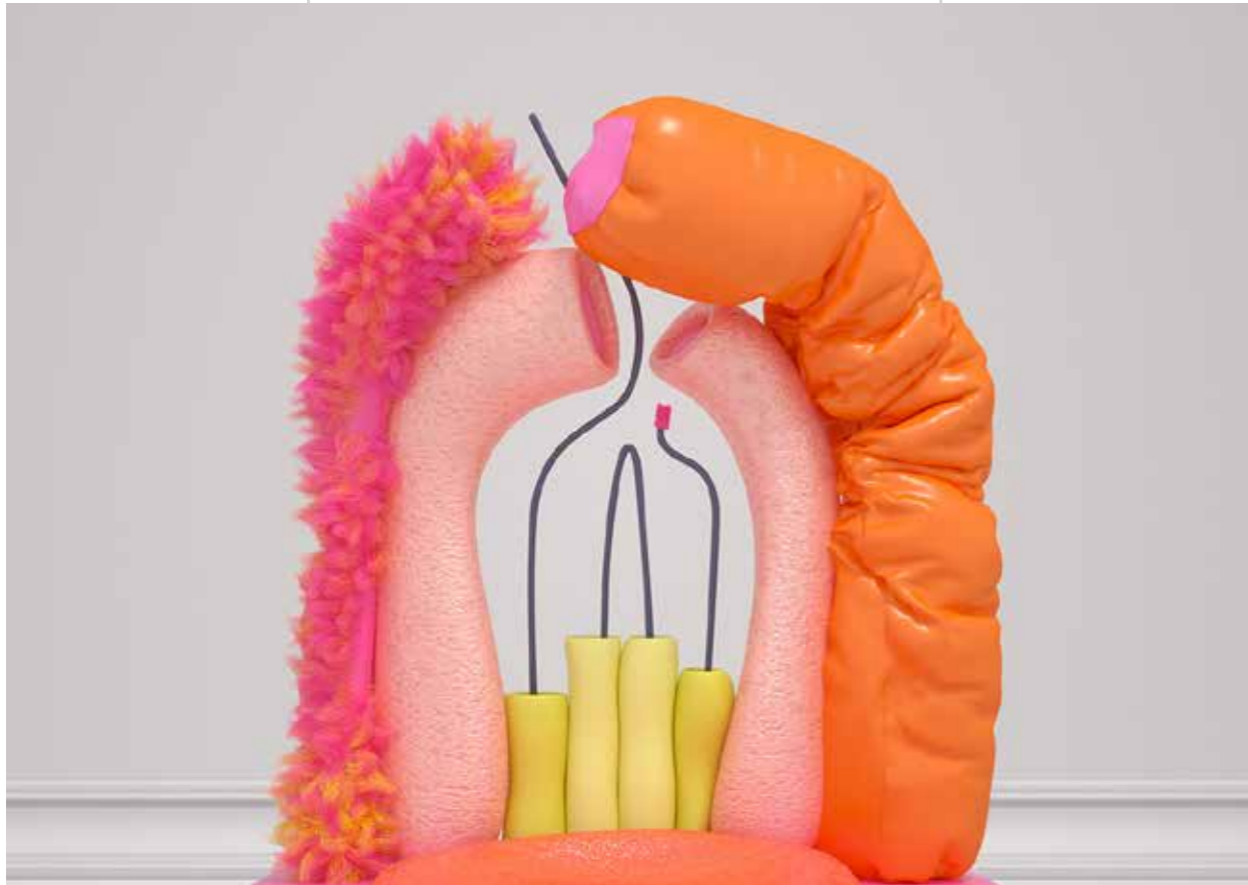
visually inspired.

YEONHEE

Kim Yeonhee



YEONHEE




Kim Yeonhee

YEONHEE



Kim Yeonhee

YEONHEE



Kim Yeonhee

If you want a golden rule that will fit everything, this is it: have nothing in your houses that you do not know to be useful or believe to be beautiful.

“ *William Morris*

