

INSPIRED⁴⁷

May 2019 - **NOT FOR SALE** - An inspiration book of interior design references. - www.mhllt.com

INTERIOR DESIGN



MAHALLATI
INTERIOR DESIGN

Monochromatic and Neutral Bedrooms That Are Far From Boring

10 Stylish Craft Room Ideas That Spark Creativity

Polished Kitchens With Dark Wash or Black Kitchen Islands

Visit our website:
www.mhllt.com

Designed to Be Distinguished

Mahallati is an internationally acclaimed interior design, manufacturing and production firm based in Bali, Indonesia.

With a team of over 120 artisans, designers, woodcrafters, metal workers, upholsterers and consultants in related fields with over

a century of collective industry experience; we work closely with our clients to create exceptional work. Our innovative workflow results in a true end-to-end solution and our growing portfolio of successfully executed projects have won awards and hearts across 3 continents.




CONTACT

+62 817 551 414
info@mhllt.com

LOCATION

Jl. Gn. Tangkuban Perahu
No.303, Padangsambian
Klod, Denpasar Bar.,
Kabupaten Badung, Bali
80117



**WHAT'S
INSIDE?**

Monochromatic and
Neutral Bedrooms That
Are Far From Boring

10 Stylish Craft Room
Ideas That Spark
Creativity

Polished Kitchens With
Dark Wash or Black
Kitchen Islands

Beautiful Laundry Room
Designs for Small Spaces

Visually Inspired

*Proof that a neutral palette
can serve as a base for richly
layered rooms.*

MONOCHRO- MATIC & NEUTRAL BEDROOMS

MONOCHROMATIC & NEUTRAL
BEDROOMS

*that are far from
boring*

*For skilled designers, a neutral
color palette can serve as a
base for richly layered rooms.
Creative textures and finishes
contrast and complement,
delivering a minimalist design
in which every detail matters.
Explore these gray and white
neutral bedroom ideas to find
monochromatic bedroom
designs that inspire.*



TEXTURE TRIP

A textured rug and cozy blanket add another layer to this design by Lisa Sherry Interieurs.

WHITE WOODS

A white, wood-paneled wall creates the perfect setting for an all-white bedroom.



SPARSE SET-UP

A white, wood-paneled wall creates the perfect setting for an all-white bedroom.



CONTRASTING PATTERNS

The pattern in the coverlet contrasts with the upholstery of the armchair and ottoman in this space by Eva Quateman.



CREATIVE COLORS

For an apartment in Williamsburg, Brooklyn, Cara Woodhouse Interiors LLC chose a single, unique artwork to bring a burst of color into the design.



LIGHT & BRIGHT

Diaphanous curtains allow natural light to filter in and brighten this soft-hued space by Roughan Interiors.



FORWARD-THINKING FABRICS

Twin beds with gray, upholstered bed frames are an unexpected and interesting choice in this bedroom by Rachel Simone.

PLAYFUL PATTERNS

In this design by Katch I.D. Interiors, eclectic throw pillows offer a touch of playfulness.



BLACK MIRROR

Reflective accents bring the shine in this space by CUFFHOME.

PERFECT WALLPAPER

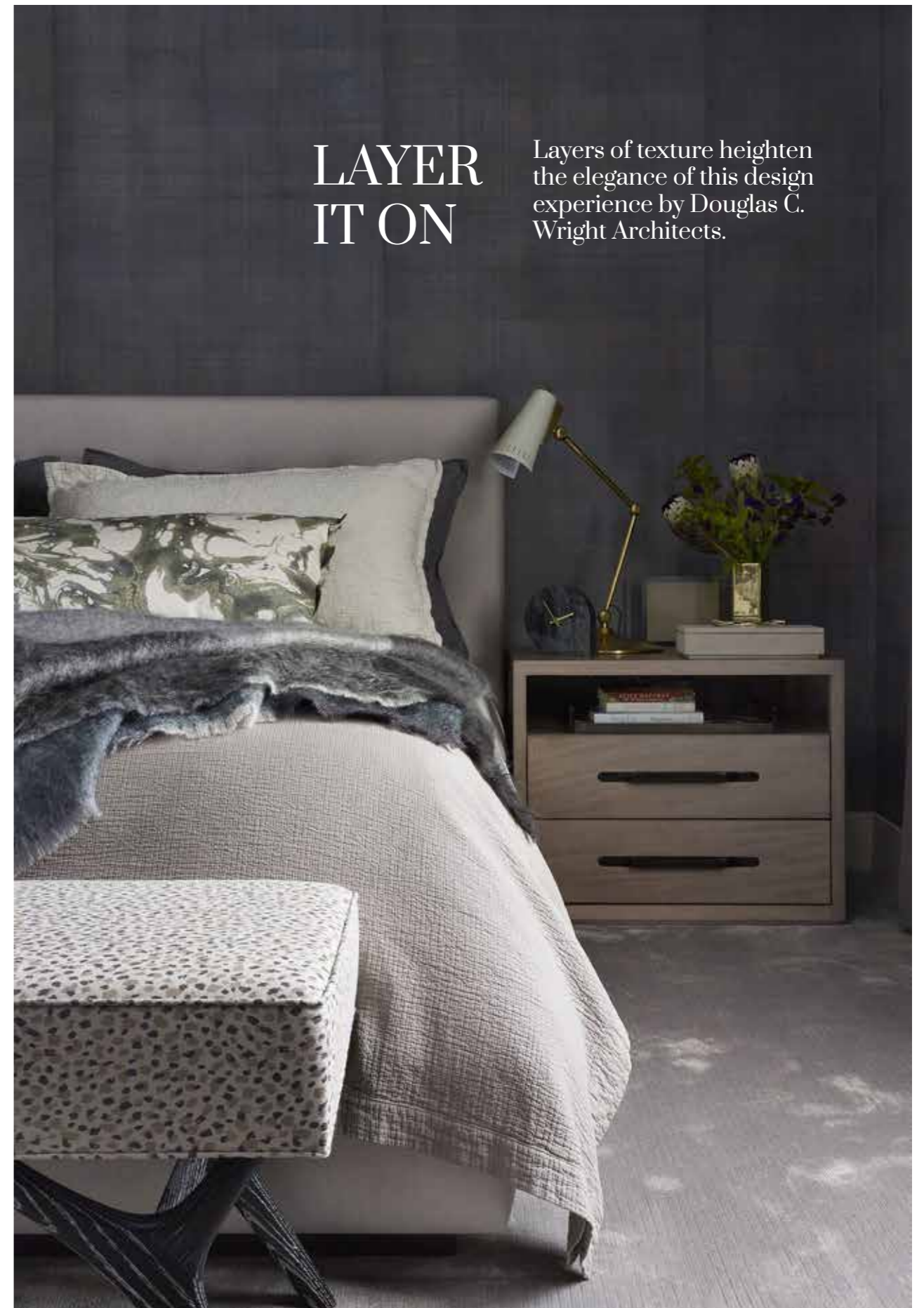
For this bedroom, Jessica Gersten Interiors selected a wall covering with silver stripes to usher an eclectic edge into the room.





JUXTAPOSED DETAILS

A lounge chair with wood detailing is juxtaposed against the monochromatic gray of this bedroom from Fanny Haim & Associates.



LAYER IT ON

Layers of texture heighten the elegance of this design experience by Douglas C. Wright Architects.



GO FOR GALLERY

A gallery-style wall sharpens the sophistication of this space by Jessica Lagrange Interiors.

TEXTURED ELEMENTS

A mélange of textures and neutral tones create a detailed design in this room from Duet Design Group.

STYLISH
CRAFT ROOM
IDEAS THAT

CREATIVITY

INSPIRATION

*Get inspired by
these stimulating
spaces.*



VARY STORAGE OPTIONS

For the all-star crafter whose got lots of supplies, varied storage will keep it all under control. In this spacious room designed by Kadlec Architecture + Design, baskets, drawers, bins, and shelves create a smart space for just about anything.

INCORPORATE SEATING WITH STORAGE



Just because your space is small, doesn't mean you can't get crafty. Integrating seating and storage as one gives you plenty of room for supplies, without eating away at your square footage.



INSTALL A ROLL HOLDER

Smart solutions like a roll holder will make the process of using and storing crafts simple. Here, wrapping paper and ribbons are kept together for a stylish and streamlined space.



CHOOSE A LARGE TABLETOP

Sometimes the best way to get your creative juices flowing is by laying everything out in front of you. That's why a large tabletop—like the one in this Tribeca family home—is a great centerpiece for any craft room.



OPT FOR BUILT-IN SHELVING

Open, built-in shelving saves space, while keeping your goodies in sight.



ADD A LADDER FOR EASY ACCESS

We all know what it's like to have those dreaded too-high cabinets, where everything gets lost and is rarely ever organized. A classic library ladder makes for easy access to your goods, so you'll actually know where everything is.



COVER YOUR WALLS IN INSPIRATION BOARDS

For the most productive brainstorm-sesh ever, install inspiration boards to lay out your thoughts, while bringing your ideas to life.



CHOOSE A PRODUCTIVE PALETTE

A productive space needs a corresponding palette. Energized shades—like this room's pink floors and lamp—will kickstart your creative process in no time.



STORE SMALLER SUPPLIES IN JARS

For tiny knick knacks or miscellaneous items, large glass jars will keep it all contained.



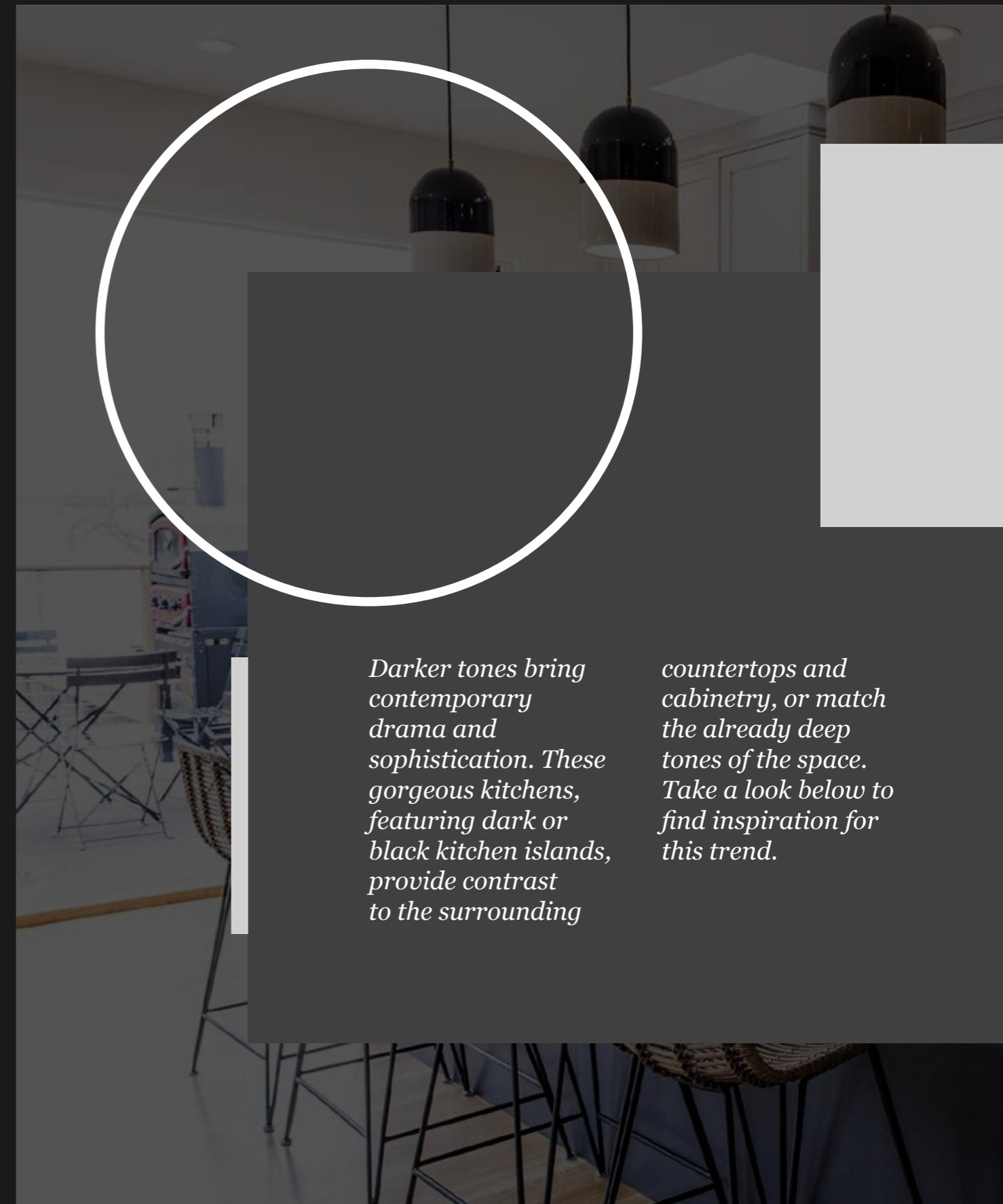
USE MOVABLE BINS

If your crafting ever leads you outside of the craft room, a movable storage bin—like these wicker options—make transporting your goods totally simple.

POLISHED KITCHENS

WITH DARK WASH OR BLACK KITCHEN ISLANDS

Bring the drama with darker tones in the kitchen.



Darker tones bring contemporary drama and sophistication. These gorgeous kitchens, featuring dark or black kitchen islands, provide contrast to the surrounding

countertops and cabinetry, or match the already deep tones of the space. Take a look below to find inspiration for this trend.



BLACK & WHITE CHARLESTON RESIDENCE

Black metals and dark materials in a sophisticated open living space by SLC Interiors.



CONTEMPORARY INDUSTRIAL

Stainless steel contrasts with a dark island and shades of white in this Nate Berkus Associates kitchen.



RETRO BLUES

A dark brown island centers this retro-inspired contemporary kitchen by CWB Architects.



NAVY BLUE & GEOMETRICS

Stainless steel contrasts with a dark island and shades of white in this Nate Berkus Associates kitchen.



WHITE ARBORETUM KITCHEN

A fresh, white kitchen space by Hyde Evans Design.

NAVY BLUE & GEOMETRICS

Stainless steel contrasts with a dark island and shades of white in this Nate Berkus Associates kitchen.



LEATHER & CHROME DETAILS

Modern sculptural pendants draw the eye to a beautiful dark island and leather seating by Martin Group.





LUXE MIXED MATERIALS

Stainless steel contrasts with a dark island and shades of white in this Nate Berkus Associates kitchen.



LUXE MIXED MATERIALS


Stainless steel contrasts with a dark island and shades of white in this Nate Berkus Associates kitchen.

BEAUTIFUL LAUNDRY ROOM DESIGNS FOR SMALL SPACES



Out of every space in a home, the laundry room tends to be overlooked. And if you're working with a limited amount of square footage, it's even more likely that dreaming up a visually appealing design for your laundry room isn't at the top of your to-do list. But don't fret. Opting for elements

like bold colors, patterned wallpaper or flooring, and smart storage solutions can transform your laundry room into an eye-catching space you'll actually enjoy using. Want proof? Consider this collection of small laundry room ideas from top designers at Dering Hall.



1 NATURAL BEAUTY

Accents, including greenery and woven baskets, play up this laundry room's natural vibe. Design by Studio Brunstrum.



2 RUSTIC INTERIOR


Incorporating a patterned accent wall is a brilliant way to make a small laundry room feel more open. Here, Stefani Stein Inc. chose a cement tile mosaic to cover a wall above a blue cabinet. An antique hat rack with copper hardware completes the look.

3



BOLD GREEN

Green cabinetry serves as a focal point in a small laundry room by Historical Concepts.



4

VIVID BLUE

Dina Bandman Interiors offers a lesson in pattern play with her laundry room design scheme, featuring vibrant blue wall coverings and graphic gray floor tiles.

5



CLASSIC & CONTEMPORARY

Designer Amanda Webster adhered to a classic and contemporary aesthetic for this narrow, light-filled laundry room.

BEACH VIBES

For a beach house, Studio Riga used patterned wallpaper to add interest to a compact laundry room with simple white shelving.



6

RANCH HOUSE

Soft grays unite with bright white in this ranch house design by Tim Barber Ltd.

7



8 WHITE AND MODERN

Holly A. Kopman Interior Design made the most of a small laundry room by settling for a crisp, all-white palette and built-in storage.




visually inspired.











visually inspired.







47 INSPIRED