

# INSPIRED<sup>51</sup>

September 2019 - **NOT FOR SALE** - An inspiration book of interior design references. - [www.mhllt.com](http://www.mhllt.com)

INTERIOR DESIGN



MAHALLATI  
INTERIOR DESIGN

*Creative Ideas for Styling  
a Console Table*

*10 Tips for Creating an  
Ultra-relaxing Master  
Bathroom*

*Charming Banquette  
Seating Ideas You'll Love*

Visit our website:  
**[www.mhllt.com](http://www.mhllt.com)**

## Designed to Be Distinguished

**Mahallati is an internationally acclaimed interior design, manufacturing and production firm based in Bali, Indonesia.**

With a team of over 120 artisans, designers, woodcrafters, metal workers, upholsterers and consultants in related fields with over

a century of collective industry experience; we work closely with our clients to create exceptional work. Our innovative workflow results in a true end-to-end solution and our growing portfolio of successfully executed projects have won awards and hearts across 3 continents.




### CONTACT

+62 817 551 414  
[info@mhllt.com](mailto:info@mhllt.com)

### LOCATION

Jl. Gn. Tangkuban Perahu  
No.303, Padangsambian  
Klod, Denpasar Bar.,  
Kabupaten Badung, Bali  
80117



**WHAT'S  
INSIDE?**

**Creative Ideas for Styling  
a Console Table**

**10 Tips for Creating an  
Ultra-relaxing Master  
Bathroom**

**Charming Banquette  
Seating Ideas You'll Love**

**Visually Inspired**


# Creative Ideas for Styling a

---

# CONSOLE TABLE

Use creative touches to reorganize a cluttered or bare console.





## ECLECTIC GLAMOUR

In this vignette from Gil Walsh Interiors, the bright red of an antique console contrasts with a contemporary artwork from Roy Lichtenstein called "Landscape with Boats."

## ACCESSORIZE WITH WARM ACCENTS

A sleek modern console is paired with a fuchsia upholstered bench and piles of books. Design by Liz Caan & Co.

## PERFECT PINK

A sleek modern console is paired with a fuchsia upholstered bench and piles of books. Design by Liz Caan & Co.



## KEEP IT CONTEMPORARY

This transitional design is achieved through a mix of contemporary art and an antique console table. Design by Woody Argall Design.



**CLEAN LINES**

Wainscoting helps to accentuate the vintage console, as does the gold chandelier. Design by House of Funk.



**LUXE MATERIALS**

Minimal accessories help keep the focus on this chic shagreen console in a design by Chandos Interiors.



## PURE PATTERN

An ikat wallpaper helps a vintage console table to pop in this design from Allison Garcey Interiors.



## LESS IS MORE

A clean, white console with artful accessories by Beth Brown Interiors.



## ALL ABOUT ART

A series of vases and art objects elevate the design of a vintage console table in this space from John Willey | Willey Design LLC.



## TRADITION MATTERS

A traditional wood console, decorated with intricate lamps and artwork. Design by Greg McKenzie Designs.

## SHINE ON

Mirrored and white accessories bring out the shine in a console table for a space by PURVI PADIA DESIGN.



## INDULGENT ART DECO

A Jean de Merry console seems relatively simple here when paired with decadent, Art Deco-inspired accessories, including a mirror, art objects, and ornate sconces. Design by Angela Free Design.



## ORDERED & ORGANIC

Natural minimalism reigns in this space from Abaca Interiors, in which a console table finds pared-down embellishment in a set of matching vases, antlers, and slanted sconces.



**BRING THE OCEAN IN**

A coral branch mirror lights up a space from Gil Walsh Interiors.



**BEST IN SHOW**

A lamp, mirror, vase, and bowl work together comfortably in this design by Denise McGaha Interiors.



## SPIKE IT

A spike-detail mirror brings a unique sense of edginess to a rustic console cabinet. Design by Abaca Interiors.



## WORK IN WOVEN ELEMENTS

Woven baskets bring a natural vibe to a coastal space from Justine Sterling Design.



## CREATIVE CLOSET

An antique console table gives rise to an inspired closet area design in this room from Joshua David Home.



### MATCHING METALS

Nickel accents complement a console table in this foyer by Phillip Harrison Interior + Design.




### GLASS DETAILS

Blue ottomans and colored glass brighten and soften a space by Justine Sterling Design.




### CONTINUOUS COLOR PALETTE

Black and gold objects pair seamlessly with the matching console table in this design by Maureen Stevens Design.



## EFFORTLESS MINIMALISM

A minimalist console with an artistic table lamp. Design by Studio RODA.



## FLORAL TOUCHES

For a Parisian home, P&T Interiors decorated a console table with flower boxes and books.



10

TIPS FOR  
CREATING AN

# ULTRA- RELAXING MASTER BATHROOM

Sit back and relax.

Our environments affect our experience of life. Although each space in the home is important, from the foyer to the kitchen, many of our most personal practices happen in the bathroom. It's where we wash and assemble ourselves to present to the outside world, and it's where we

should feel the most relaxed, and most comfortable in our skin. Here, Dering Hall designers, architects, and builders offer their best tips for creating a peaceful, intimate bathroom that helps us recover from the stressors of modern life.



# PUT FUNCTION FIRST

# 01

The importance of function comes as no surprise to experienced designers. However, as architect Mark. P. Finlay suggests, well-planned, efficient designs are also key to creating a relaxing bathroom. “An easily maintained bathroom is truly a lifesaver,” says Finlay. Morning routines become infinitely easier with segregated spaces for the various rituals of getting ready.

At night, if you love to soak in the tub, a large bathtub should serve as the centerpiece of the space, according to Finlay, and if you prefer long, hot showers, the shower should include many shower heads that can vary the water output. “There’s nothing more luxurious than a space tailored to your preferences,” Finlay says.



# MAKE THE MOST OF MATERIALS

# 02

In a bathroom, large, uninterrupted walls of stone, plaster, or concrete can offer a sense of permanence. “We are noticing cleaner, more modern finishes with larger slabs on walls and shower walls as opposed to subway tile,” says Kyle Stokkers from Stokkers & Company, a building company based in Huntington, New York. Slabs

are often characteristic of minimalism, too, which tends toward uncluttered spaces, with each object of the design carefully selected for beauty and function. “Stick to a limited palette of materials and make them luxurious,” recommends architect Blaze Makoid.





# FIND INSPIRATION IN THE ENVIRONMENT

# 03

Context is rarely overlooked in the best designs, and bathrooms are no exception. Whenever a space achieves cohesion between its design and surrounding environment, it becomes a little more relaxing.

BAMO, a firm based in San Francisco, designs luxurious hotels in far-flung locales, from

Milan to Dubai to Bora Bora, and their clients often come to them after staying in one of their hotels. This bath is one aspect of a resort they designed in Cabo that “invites guests to effortlessly experience the relationship between indoor and outdoor living,” says Janet Mercier, the BAMO project designer for the resort.

# DECIDE ON A HARDWARE STYLE

## 04

Hardware offers an opportunity to enhance the experiences of the design, offering contrast against softer stones or other materials. Of the design to the left, Douglas Wright of Douglas C. Wright Architects in New York City says, “I wanted to create a warm,

enveloping, soothing space in a rich surrounding. The golds and deep browns/blacks of the metal and stone reinforce each other, while the gentle, flowing lines of the stone contrast with the hard lines of the metal.”



# KEEP IT CURVED

Curved architectural details communicate relaxation. In a room, a curved wall can provide unexpected softness, bringing

a new layer of tranquility to the ambience. For the space pictured above, one of the most unique details is “the curved wall behind



# 05

the freestanding tub that features a chevron pattern stone tile inlay,” says Roger Owen of BGD&C Custom Homes, a home builder in Chicago.

A curved space for the tub can also enhance privacy and connection, as Finlay suggests. In the bath he designed (pictured earlier), he was partially inspired to create curved walls around the tub to enhance the intimacy of the space. “Another motivation for the curved walls was so that the tub wasn’t floating in the middle of the room by itself and was instead being ‘hugged’ by the curved walls,” he says.

# OPT FOR A PARED-DOWN COLOR PALETTE

If a bold bathroom is your goal, by all means select colorful wallcoverings and ornate, over-the-top accessories. There's a time, place, and client for every style. For clients who prefer calm above all else, a monochromatic environment — especially one in a natural wood hue — can help create a peaceful environment

in a master bath. Ann Stillman O'Leary, the designer behind the image to the left, says that a relaxing space is “earthly yet heavenly,” gesturing toward the idea that a tranquil bathroom should keep you grounded in your body, and capable of sensuality, while also inspiring daydreams.





# 07 CONSIDER CREATIVE LIGHTING

Lighting is key in a bathroom. In the tub area, chandeliers are a classic choice, and recessed lighting, as shown above, offers another way to bring light to a space. In terms of natural light, windows help merge interior and exterior environments; innovative shades or artistic curtains can block out the outside world when necessary. A skylight provides another alternative source of light, and it also maintains privacy

in a peaceful bath, especially when paired with stark, artful architecture. “I love the serenity of this design, particularly the way the bathtub is nestled in between the stone walls with just the single piece of glass which overlooks the bay,” says Makoid of this ocean-front bathroom that he designed. “I also like the indirect light that we achieved with the linear skylight.”

# BRING IN PLANTS

## 08

In different sizes, plants can also serve to break up a space, or build another level to the design that can be hard to achieve with other kinds of accessories. “They add warmth to the sometimes cold surfaces of a bathroom,” says Michelle Dirkse, an interior designer based in Seattle.

Here, Dirkse used plants to craft a tranquil ambience as well as to achieve a haunting

sensuality. “Our clients asked that their remodel transform their Historic Landmark home into a home inspired by a ‘haunted mansion or the back stage of Moulin Rouge,’” she says. “In the bathroom, this translated to a traditional clawfoot bathtub with a perfectly rusted exterior, traditional plumbing fixtures, lace privacy curtains, and Timorous Beasties fabric for an antique stool.”



# TRY A FREESTANDING TUB



A freestanding tub provides a visual focal point for a room, and it offers a perfectly relaxing space to unwind. “A beautiful freestanding tub is a good

place to start, and openness, simplicity, and a great material selection are certainly key,” says John Beckmann of Axis Mundi, offering advice on creating a



relaxing bath. Beckmann has noticed that clients are asking for larger bathrooms and spending more time in them, and this can alter approaches to designing bathrooms, as they’re meant more now for living (and soaking) than just passing through. In response, he says, “I always strive for very clean and well thought-out details to eliminate unnecessary lines

and distractions.”

A freestanding tub can also incorporate unusual materials. Stillman O’Leary selected a unique, wooden tub for a space she designed, pictured earlier. “The Ofuro tub is made of fragrant Hinoki wood and was imported from Japan,” she says of the design.



# FINISH WITH NATURAL AND SOULFUL TOUCHES

Carefully placed finishing touches usher in an aura of calm. Lisa Staprans of Staprans Design believes that each artisanal object should contribute to what she calls a “soulful design.” In the bathroom pictured to the left, Staprans interpreted this philosophy to rework the client’s beloved console table, adding a solid walnut lower shelf to bring in natural

wood. The vessel sink is made from hand-carved soapstone. “This master bath is the client’s bathing sanctuary,” says Staprans.

Beautiful accessories also impart a bit of luxury. “For our clients, a relaxing space is one that’s free of clutter and impeccably designed,” says Brad Zeligson, president of Labrazel, a company



specializing in elegant bath accessories. “Every detail matters — from the design and materials to the craftsmanship.”

CHARMING

# Banquette Seating Ideas

YOU'LL LOVE



Yes, this casual seating style can be stylish.

When it comes to seating options for a dining area, there's nothing like a banquette. It never fails to add a cozy vibe to a space, and it works for a variety of design styles. Whether you're partial to statement decor or prefer to keep your dining area chic and understated, this roundup of banquette seating ideas is sure to inspire you.





## RICH PURPLE

In an Upper West Side apartment designed by Kimille Taylor, a banquette, upholstered in a rich purple Maharam mohair, incorporates a luxurious touch into the kitchen. The handmade

chandelier adds a sense of movement to the room, which also features a custom dining table, swivel chairs by Koi, and a painting by Allen Anthony Hansen.

## COBALT BLUE

Designer Stephen Sills transformed a Manhattan kitchen with custom chairs and a banquette in a bold cobalt blue hue. The white Saarinen table from Design

Within Reach provides contrast, while a pendant light from Avantgarden; wallpaper by Hines & Company, and herringbone flooring complete the look.





## SLEEK LEATHER

A leather banquette, along with a brass and leather chandelier from Apparatus, add visual interest to a black and white breakfast nook by Tamara Magel.



## BREAKFAST NOOK

For a breakfast nook in a Brooklyn townhouse, designer Kate Reynolds paired an eye-catching purple rug with a banquette covered in a blue and white Zak+Fox

patterned fabric. Also featured in the space are a pedestal-style table by Restoration Hardware, and a Serena & Lily pendant.



## CLASSIC STRIPES

A striped banquette adds a casual dining experience to an open floor plan. Design by Jaycox Architects & Associates.



## TUFTED BLUE

For a historic Brookline colonial, Massachusetts-based designer Nina Farmer chose a tufted banquette and chairs in a pastel blue shade.



## STATEMENT IKAT

Barnes Vanze Architects opted for banquette seating, upholstered in a colorful ikat print, for a breakfast nook in Washington, DC. A red lantern infuses a touch of farmhouse style into the space.



## WHITE & TAN

A palette of white and tan hues come together in a bright Napa Valley kitchen by Lori Gilder. The design scheme features a custom banquette in a tufted design and a white tulip table.



## LUXURIOUS BLUE

An airy, contemporary breakfast nook designed by Holly Kopman features a luxurious blue banquette and an industrial table. A minimalist light fixture and black and white wall art enhance the design.



## PRETTY NEUTRAL

A combination of banquette seating and bar stools add variety to this inviting kitchen crafted by Tineke Triggs / Artistic Designs for Living.



## WHITE LINEN

In the dining room of a duplex apartment with panoramic views of Paris, interior designer François Champsaur created a custom banquette upholstered in linen, as well as tables with brass tops and black-lacquer bases; the Cloud pendant is by Frank Gehry, and the chairs are by Charles and Ray Eames.



## ELEGANT NEUTRAL

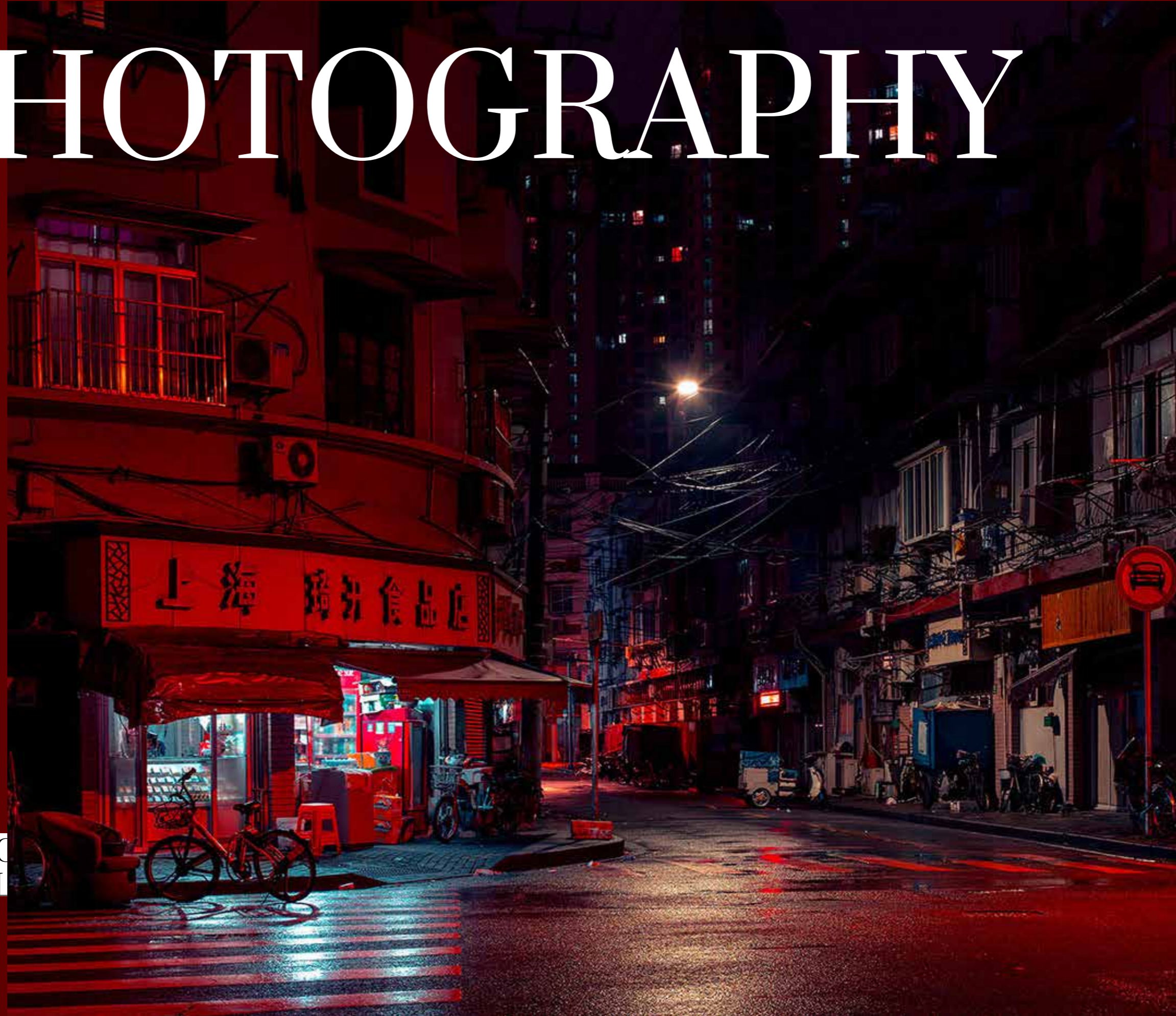
In the breakfast room of Ben Soleimani's Beverly Hills home, the banquette is covered in a Rose Tarlow Melrose House fabric; the large Chinese vase is 19th-century, and the shelves hold antique mahogany boxes and fruitwood tea caddies.




# PHOTOGRAPHY

visually inspired.

CC  
BY





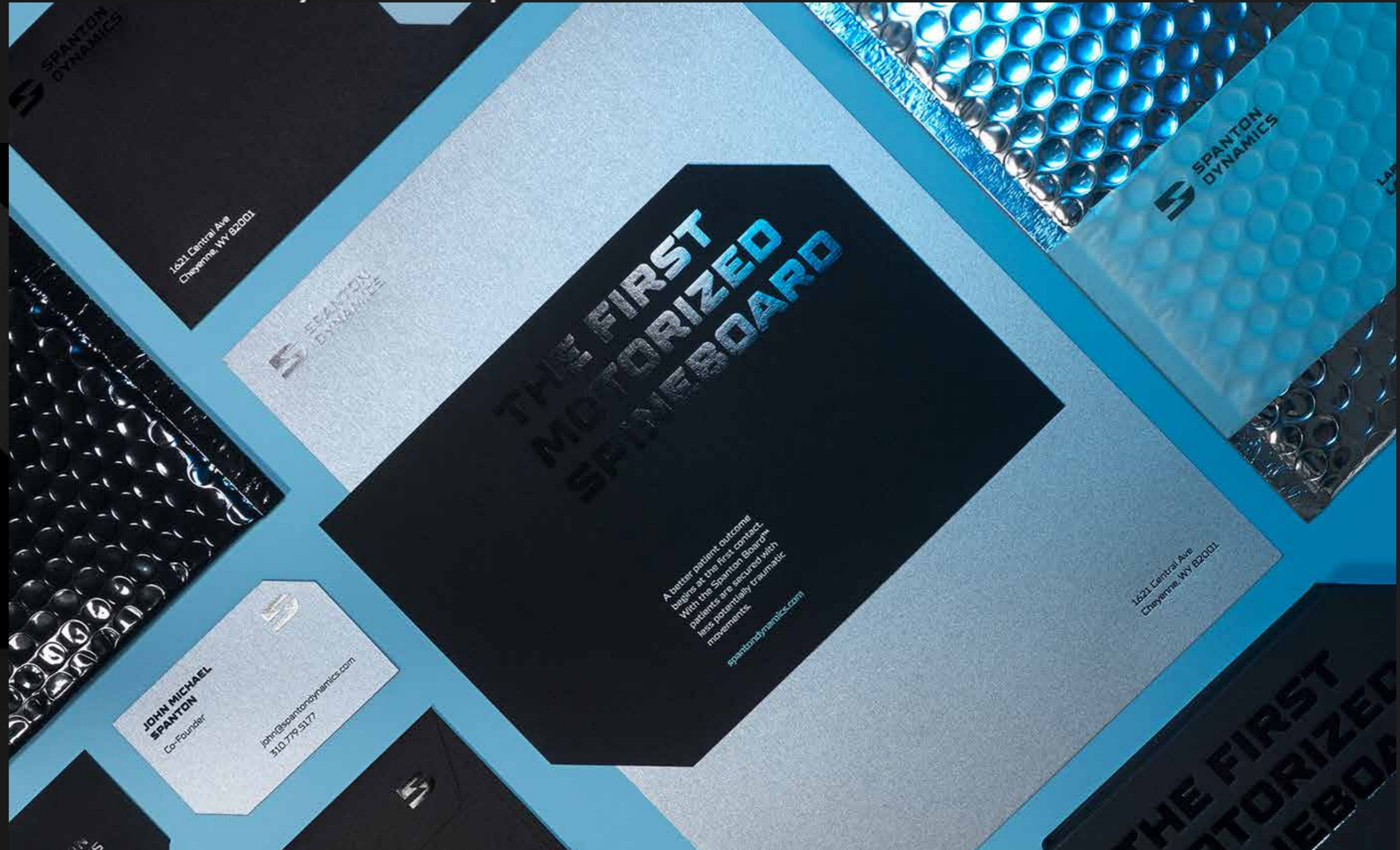


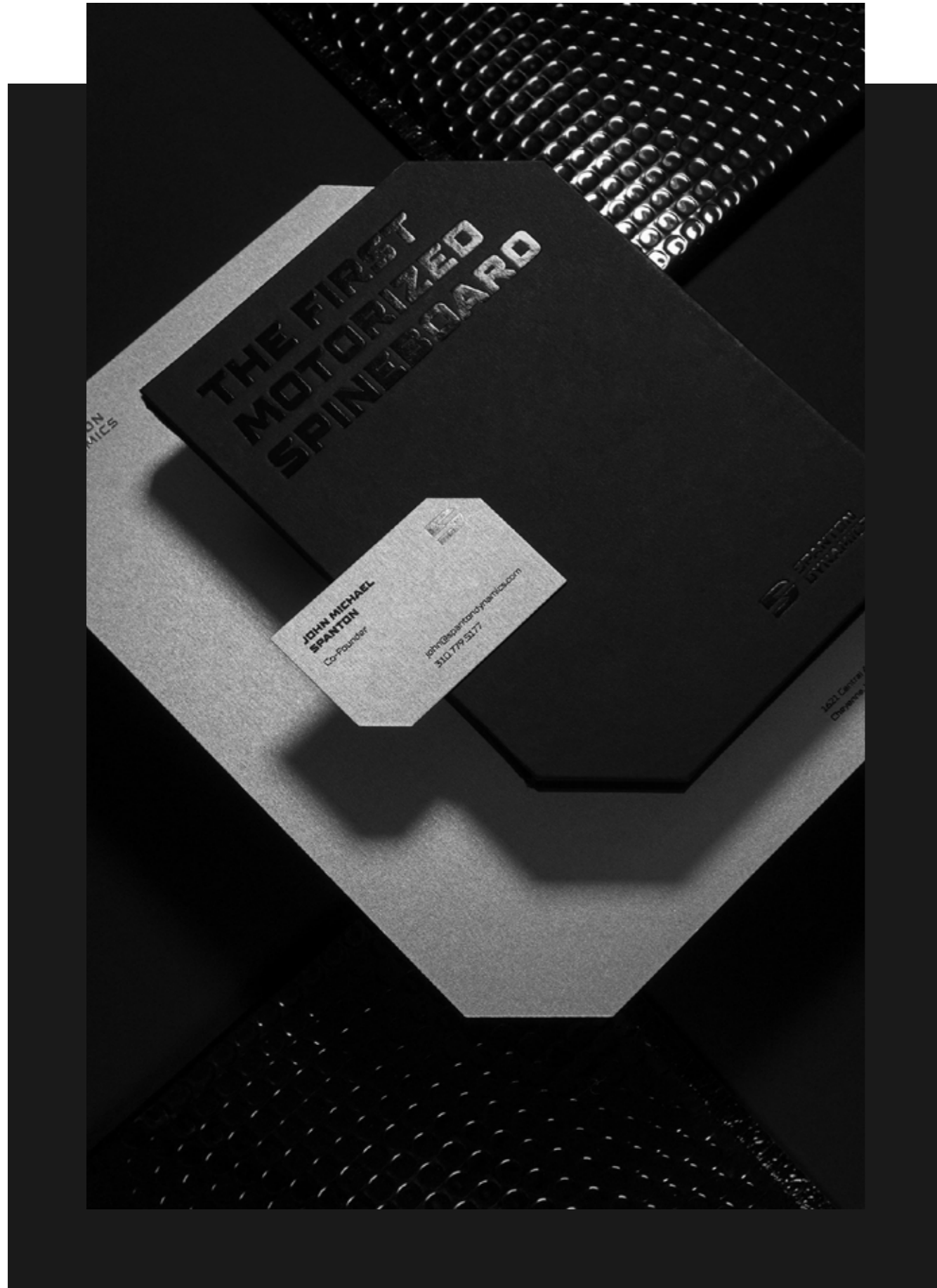
visually inspired.

MUBIEN STUDIO

# BRANDING







51 INSPIRED